

CU London Block 3 - Full Time 2017/18 - End of Module Questionnaire Summary

| Course | | Accounting | | Engineering | | HLS | | Childhood | | Counselling | | Public Health | | Primary Education | | HSC | | Cyber Security | | Law | | Policing | | Management | | Marketing | | OVERALL | |
|---------------------------|-----------|------------|-----------------------|-------------|-----------------------|---------|-----------------------|-----------|-----------------------|-------------|-----------------------|---------------|-----------------------|-------------------|-----------------------|---------|-----------------------|----------------|-----------------------|---------|-----------------------|----------|-----------------------|------------|-----------------------|-----------|-----------------------|---------|-----------------------|
| | | 2017/18 | Difference to 2016/17 | 2017/18 | Difference to 2016/17 | 2017/18 | Difference to 2016/17 | 2017/18 | Difference to 2016/17 | 2017/18 | Difference to 2016/17 | 2017/18 | Difference to 2016/17 | 2017/18 | Difference to 2016/17 | 2017/18 | Difference to 2016/17 | 2017/18 | Difference to 2016/17 | 2017/18 | Difference to 2016/17 | 2017/18 | Difference to 2016/17 | 2017/18 | Difference to 2016/17 | 2017/18 | Difference to 2016/17 | 2017/18 | Difference to 2016/17 |
| Block | 3 | 9 | | 16 | | 12 | | 15 | | 10 | | 14 | | 0 | | 40 | | 4 | | 19 | | 10 | | 123 | | 8 | | 280 | |
| Year | 2017/18 | 9 | | 16 | | 12 | | 15 | | 10 | | 14 | | 0 | | 40 | | 4 | | 19 | | 10 | | 123 | | 8 | | 280 | |
| Mode of Study | Full Time | 9 | | 16 | | 12 | | 15 | | 10 | | 14 | | 0 | | 40 | | 4 | | 19 | | 10 | | 123 | | 8 | | 280 | |
| | | 100% | + | 67% | + | 82% | + | 100% | + | 71% | + | 74% | + | 0% | + | 83% | + | 67% | + | 100% | + | 71% | + | 81% | + | 100% | + | 87% | + |
| Overall Enhancement Level | | 1 | | 2 | | 1 | | 1 | | 2 | | 1 | | N/A | | 2 | | 1 | | 1 | | 1 | | 1 | | 1 | | 1 | |
| 2017/18 | 11 | 6 | | 1 | | 0 | | 0 | | 1 | | 2 | | N/A | | 2 | | 1 | | 2 | | 1 | | 1 | | 1 | | 1 | |
| | 81% | 33% | 6% | 0% | 0% | | | | | 2 | | 2 | | N/A | | 1 | | 1 | | 1 | | 1 | | 1 | | 1 | | 1 | |
| | | | | | | | | | | 2 | | 2 | | N/A | | 1 | | 1 | | 1 | | 1 | | 1 | | 1 | | 1 | |
| | | | | | | | | | | 3 | | 3 | | N/A | | 2 | | 1 | | 2 | | 2 | | 1 | | 1 | | 2 | |
| | | | | | | | | | | 2 | | 2 | | N/A | | 1 | | 1 | | 1 | | 1 | | 1 | | 1 | | 1 | |
| Overall Enhancement Level | | 2 | | 2 | | 1 | | 1 | | 2 | | 1 | | N/A | | 2 | | 1 | | 2 | | 1 | | 1 | | 1 | | 1 | |

Teaching and Learning

During this module I have...

| | | | | | | | | | | | | | | | | | | | | | | | | | | | | |
|--|------|----|-----|----|------|----|------|----|------|----|------|----|-----|----|-----|----|------|----|-----|----|------|----|-----|----|------|----|-----|----|
| 1. Been engaged and intellectually stimulated | 89% | + | 88% | + | 100% | + | 100% | + | 80% | + | 91% | + | N/A | + | 93% | + | 100% | + | 95% | + | 100% | + | 98% | + | 100% | + | 95% | + |
| 4. Been challenged to do my best work | 100% | + | 69% | + | 100% | + | 100% | + | 70% | + | 100% | + | N/A | + | 98% | + | 100% | + | 89% | + | 100% | + | 97% | + | 100% | + | 95% | + |
| 5. Gained important skills and knowledge necessary for employment within my chosen career | 100% | + | 63% | + | 100% | + | 100% | + | 90% | + | 93% | + | N/A | + | 90% | + | 100% | + | 95% | + | 90% | + | 95% | + | 100% | + | 93% | + |
| 6. Found the materials and classroom resources used by staff have enhanced my learning | 89% | + | 75% | + | 100% | + | 100% | + | 100% | + | 100% | + | N/A | + | 93% | + | 100% | + | 89% | + | 100% | + | 97% | + | 100% | + | 94% | + |
| 7. Developed my digital literacy skills | 100% | + | 75% | + | 92% | + | 100% | + | 86% | + | 86% | + | N/A | + | 93% | + | 100% | + | 89% | + | 100% | + | 95% | + | 100% | + | 90% | + |
| 8. Used a range of technology and online tools have been used to enhance my learning experience. | 67% | ++ | 75% | ++ | 100% | ++ | 100% | ++ | 80% | ++ | 91% | ++ | N/A | ++ | 90% | ++ | 100% | ++ | 93% | ++ | 100% | ++ | 98% | ++ | 100% | ++ | 94% | ++ |
| 22. Moodle and a variety of digital resources were used effectively to enable my learning. | 89% | + | 81% | + | 75% | + | 100% | + | 70% | + | 100% | + | N/A | + | 80% | + | 100% | + | 95% | + | 100% | + | 97% | + | 100% | + | 92% | + |
| TOTAL | 83% | + | 75% | + | 95% | + | 100% | + | 73% | + | 95% | + | N/A | + | 91% | + | 100% | + | 92% | + | 99% | + | 97% | + | 100% | + | 93% | + |

Assessment and Feedback

| | | | | | | | | | | | | | | | | | | | | | | | | | | | | |
|---|------|---|-----|---|-----|---|------|---|-----|---|-----|---|-----|---|-----|---|------|---|-----|---|------|---|-----|---|------|---|-----|---|
| 2. Found the assessment(s) and task(s) engaging | 100% | + | 81% | + | 92% | + | 100% | + | 80% | + | 91% | + | N/A | + | 88% | + | 100% | + | 89% | + | 100% | + | 98% | + | 100% | + | 94% | + |
| 3. Received assessment feedback that will help me when undertaking future tasks | 89% | + | 96% | + | 83% | + | 100% | + | 90% | + | 86% | + | N/A | + | 93% | + | 100% | + | 95% | + | 100% | + | 96% | + | 100% | + | 92% | + |
| 9. Found the coursework and test requirements clear | 100% | + | 89% | + | 95% | + | 100% | + | 80% | + | 91% | + | N/A | + | 83% | + | 100% | + | 79% | + | 100% | + | 97% | + | 100% | + | 90% | + |
| TOTAL | 96% | + | 83% | + | 89% | + | 100% | + | 83% | + | 90% | + | N/A | + | 86% | + | 100% | + | 88% | + | 97% | + | 97% | + | 100% | + | 92% | + |

Learning Services

| | | | | | | | | | | | | | | | | | | | | | | | | | | | | |
|--|------|---|-----|---|------|---|------|---|-----|---|------|---|-----|---|------|---|------|---|-----|---|------|---|-----|---|------|---|-----|---|
| 10. Been encouraged to access the library resources | 100% | + | 88% | + | 100% | + | 100% | + | 90% | + | 100% | + | N/A | + | 100% | + | 100% | + | 95% | + | 100% | + | 97% | + | 100% | + | 97% | + |
| 11. Been able to access library and associated resources when needed | 100% | + | 94% | + | 100% | + | 100% | + | 80% | + | 100% | + | N/A | + | 95% | + | 100% | + | 93% | + | 100% | + | 97% | + | 100% | + | 96% | + |
| 12. Found the library resources have supported my learning well | 89% | + | 88% | + | 100% | + | 93% | + | 80% | + | 93% | + | N/A | + | 90% | + | 100% | + | 84% | + | 100% | + | 95% | + | 100% | + | 93% | + |
| TOTAL | 96% | + | 90% | + | 100% | + | 98% | + | 83% | + | 98% | + | N/A | + | 95% | + | 100% | + | 91% | + | 97% | + | 96% | + | 100% | + | 95% | + |

Skills and Employability

This module has helped contribute to my knowledge, skills, and personal development with...

| | | | | | | | | | | | | | | | | | | | | | | | | | | | | |
|---|------|---|------|---|------|---|------|---|-----|---|------|---|-----|---|-----|---|------|---|------|---|------|---|-----|---|------|---|-----|---|
| 13. Writing clearly and effectively | 89% | + | 88% | + | 100% | + | 100% | + | 80% | + | 91% | + | N/A | + | 93% | + | 100% | + | 95% | + | 100% | + | 98% | + | 100% | + | 95% | + |
| 14. Speaking clearly and effectively | 89% | + | 63% | + | 100% | + | 100% | + | 80% | + | 86% | + | N/A | + | 95% | + | 100% | + | 84% | + | 100% | + | 97% | + | 100% | + | 93% | + |
| 15. Thinking critically and analytically | 100% | + | 88% | + | 100% | + | 100% | + | 90% | + | 100% | + | N/A | + | 95% | + | 100% | + | 89% | + | 100% | + | 97% | + | 100% | + | 96% | + |
| 16. Becoming an independent learner | 100% | + | 88% | + | 100% | + | 100% | + | 70% | + | 100% | + | N/A | + | 95% | + | 100% | + | 100% | + | 100% | + | 99% | + | 100% | + | 97% | + |
| 17. Being innovative and creative | 89% | + | 75% | + | 100% | + | 100% | + | 80% | + | 100% | + | N/A | + | 95% | + | 100% | + | 89% | + | 100% | + | 96% | + | 100% | + | 94% | + |
| 18. Working effectively with others | 100% | + | 100% | + | 100% | + | 100% | + | 90% | + | 100% | + | N/A | + | 85% | + | 100% | + | 89% | + | 100% | + | 94% | + | 100% | + | 94% | + |
| 19. Increasing my understanding of the subject area | 100% | + | 88% | + | 100% | + | 100% | + | 80% | + | 100% | + | N/A | + | 95% | + | 100% | + | 95% | + | 100% | + | 97% | + | 100% | + | 96% | + |
| TOTAL | 95% | + | 84% | + | 100% | + | 100% | + | 81% | + | 97% | + | N/A | + | 93% | + | 100% | + | 92% | + | 100% | + | 97% | + | 98% | + | 95% | + |

Student Union Services

20. I am aware of the services, support, activities and academic representation provided by the Students' Union.

| | | | | | | | | | | | | | | | | | | | | | | | | | | | | |
|--|-----|---|-----|---|-----|---|-----|---|-----|---|-----|---|-----|---|-----|---|------|---|-----|---|-----|---|-----|---|------|---|-----|---|
| 20. I am aware of the services, support, activities and academic representation provided by the Students' Union. | 56% | + | 56% | + | 50% | + | 93% | + | 80% | + | 71% | + | N/A | + | 80% | + | 100% | + | 68% | + | 90% | + | 89% | + | 88% | + | 81% | + |
| 21. The students' union effectively represents students' academic interests. | 44% | + | 63% | + | 67% | + | 93% | + | 60% | + | 64% | + | N/A | + | 80% | + | 100% | + | 79% | + | 90% | + | 93% | + | 100% | + | 84% | + |
| TOTAL | 50% | + | 59% | + | 58% | + | 93% | + | 70% | + | 68% | + | N/A | + | 80% | + | 100% | + | 74% | + | 90% | + | 91% | + | 94% | + | 82% | + |

Overall Satisfaction

23. The quality of this module is satisfactory.

| | | | | | | | | | | | | | | | | | | | | | | | | | | | | |
|---|-----|---|-----|---|-----|---|------|---|-----|---|------|---|-----|---|-----|---|------|---|-----|---|------|---|-----|---|------|---|-----|---|
| 23. The quality of this module is satisfactory. | 89% | + | 69% | + | 75% | + | 100% | + | 80% | + | 100% | + | N/A | + | 91% | + | 100% | + | 95% | + | 100% | + | 95% | + | 100% | + | 93% | + |
|---|-----|---|-----|---|-----|---|------|---|-----|---|------|---|-----|---|-----|---|------|---|-----|---|------|---|-----|---|------|---|-----|---|

CU London Accounting Block 3 - Full Time 2017/18 - End of Module Questionnaire

| | | |
|---------------|--|------------|
| Area | | Accounting |
| Block | | 3 |
| Year | | 2017/18 |
| Mode of Study | | Full Time |

| Overall Enhancement Level | | | | | |
|---------------------------|------|----|----|----|--|
| 1 | 2 | 3 | 4 | 5 | |
| 0 | 1 | 0 | 0 | 0 | |
| 0% | 100% | 0% | 0% | 0% | |

| | | | | | |
|---------|--|--|--|--|--|
| 2017/18 | | | | | |
|---------|--|--|--|--|--|

| Module Code | | 103AFEL | | Overall | |
|--------------------|--|---------|-----------------------|---------|-----------------------|
| | | 2017/18 | Difference to 2016/17 | 2017/18 | Difference to 2016/17 |
| Actual Responses | | 9 | | 9 | |
| Expected Responses | | 9 | | 9 | |
| Response Rate | | 100% | + | 100% | + |

| Enhancement Levels | | | | | |
|---------------------------|--|---|---|---|---|
| Teaching and Learning | | 2 | + | 2 | + |
| Assessment and Feedback | | 1 | + | 1 | + |
| Learning Services | | 1 | + | 1 | + |
| Skills and Employability | | 1 | + | 1 | + |
| Student Union Services | | 4 | + | 4 | + |
| Overall Satisfaction | | 2 | + | 2 | + |
| Overall Enhancement Level | | 2 | + | 2 | + |

Teaching and Learning

During this module I have...

| | | | | |
|--|------|----|------|----|
| 1. Been engaged and intellectually stimulated | 89% | + | 89% | + |
| 4. Been challenged to do my best work | 100% | + | 100% | + |
| 5. Gained important skills and knowledge necessary for employment within my chosen career | 100% | + | 100% | + |
| 6. Found the materials and classroom resources used by staff have enhanced my learning | 89% | + | 89% | + |
| 7. Developed my digital literacy skills | 44% | + | 44% | + |
| 8. Used a range of technology and online tools have been used to enhance my learning experience. | 67% | ++ | 67% | ++ |
| 22. Moodle and a variety of digital resources were used effectively to enable my learning. | 89% | + | 89% | + |
| TOTAL | 83% | + | 83% | + |

Assessment and Feedback

| | | | | |
|---|------|---|------|---|
| 2. Found the assessment(s) and task(s) engaging | 100% | + | 100% | + |
| 3. Received assessment feedback that will help me when undertaking future tasks | 89% | + | 89% | + |
| 9. Found the coursework and test requirements clear | 100% | + | 100% | + |
| TOTAL | 96% | + | 96% | + |

Learning Services

| | | | | |
|--|------|---|------|---|
| 10. Been encouraged to access the library resources | 100% | + | 100% | + |
| 11. Been able to access library and associated resources when needed | 100% | + | 100% | + |
| 12. Found the library resources have supported my learning well | 89% | + | 89% | + |
| TOTAL | 96% | + | 96% | + |

Skills and Employability

This module has helped contribute to my knowledge, skills, and personal development with...







| | | | | |
|---|------|---|------|---|
| 13. Writing clearly and effectively | 89% | + | 89% | + |
| 14. Speaking clearly and effectively | 89% | + | 89% | + |
| 15. Thinking critically and analytically | 100% | + | 100% | + |
| 16. Becoming an independent learner | 100% | + | 100% | + |
| 17. Being innovative and creative | 89% | + | 89% | + |
| 18. Working effectively with others | 100% | + | 100% | + |
| 19. Increasing my understanding of the subject area | 100% | + | 100% | + |
| TOTAL | 95% | + | 95% | + |

Student Union Services

| | | | | |
|--|-----|---|-----|---|
| 20. I am aware of the services, support, activities and academic representation provided by the Students' Union. | 56% | + | 56% | + |
| 21. The students' union effectively represents students' academic interests. | 44% | + | 44% | + |
| TOTAL | 50% | + | 50% | + |

Overall Satisfaction

| | | | | |
|---|-----|---|-----|---|
| 23. The quality of this module is satisfactory. | 89% | + | 89% | + |
|---|-----|---|-----|---|

| Response Rate Key | Question Score Key | Enhancement Level Key |
|--|--|-----------------------|
| 80% and Over  | 91% and Over  | 91% and Over = 1 |
| 61% - 79 %  | 61% - 90 %  | 71% - 90% = 2 |
| Under 61 %  | Under 61 %  | 51% - 70% = 3 |
| | | 31% - 50% = 4 |
| | | Below 31% = 5 |

+ Module did not run in 2016/17

++ Question not asked prior to 2017/18

CU London Engineering Block 3 - Full Time 2017/18 - End of Module Questionnaire

| | | | | | | | | | | | | | | | | | | | | | | | | | | | | | | | | | | | | | | | | | | | | | | | | | | | | | | | | | | | | | | | | | | | | | | | | | | | | | | | | | | | | | | | | |
|--|---------------------------|------|-------------|-------|----|------|---------|---------------|-----------|---|-------------|---|------------------|---|--------------------|----|---------------|-----|---|---------|--|--------------------|---------|-----------------------|---|-------------------------|----|-------------------|---|--------------------------|---|---|---------|-----------------------|---|---------------------------|---|---|---|----|---|---|-----|---|--|---------|-----------------------|---|---------|----|---|---|----|---|---|-----|---|---|---|---|---|---|---|---|---|---|---|---|---|---|---|---|---|---|---|---|---|---|---|---|---|---|---|---|---|---|---|---|
| <table><tr><td>Area</td><td>Engineering</td></tr><tr><td>Block</td><td>3</td></tr><tr><td>Year</td><td>2017/18</td></tr><tr><td>Mode of Study</td><td>Full Time</td></tr></table> | | Area | Engineering | Block | 3 | Year | 2017/18 | Mode of Study | Full Time | <table><tr><td>Module Code</td><td></td></tr><tr><td>Actual Responses</td><td>9</td></tr><tr><td>Expected Responses</td><td>14</td></tr><tr><td>Response Rate</td><td>64%</td></tr></table> | Module Code | | Actual Responses | 9 | Expected Responses | 14 | Response Rate | 64% | <table><tr><td>107ENEL</td><td>Difference to 2016/17</td><td></td></tr><tr><td>2017/18</td><td>9</td><td></td></tr><tr><td></td><td>14</td><td></td></tr><tr><td></td><td>64%</td><td>+</td></tr></table> | 107ENEL | Difference to 2016/17 | | 2017/18 | 9 | | | 14 | | | 64% | + | <table><tr><td>Z11ENEL</td><td>Difference to 2016/17</td><td></td></tr><tr><td>2017/18</td><td>7</td><td></td></tr><tr><td></td><td>10</td><td></td></tr><tr><td></td><td>70%</td><td>+</td></tr></table> | Z11ENEL | Difference to 2016/17 | | 2017/18 | 7 | | | 10 | | | 70% | + | <table><tr><td>Overall</td><td>Difference to 2016/17</td><td></td></tr><tr><td>2017/18</td><td>16</td><td></td></tr><tr><td></td><td>24</td><td></td></tr><tr><td></td><td>67%</td><td>+</td></tr></table> | Overall | Difference to 2016/17 | | 2017/18 | 16 | | | 24 | | | 67% | + | | | | | | | | | | | | | | | | | | | | | | | | | | | | | | | |
| Area | Engineering | | | | | | | | | | | | | | | | | | | | | | | | | | | | | | | | | | | | | | | | | | | | | | | | | | | | | | | | | | | | | | | | | | | | | | | | | | | | | | | | | | | | | | | |
| Block | 3 | | | | | | | | | | | | | | | | | | | | | | | | | | | | | | | | | | | | | | | | | | | | | | | | | | | | | | | | | | | | | | | | | | | | | | | | | | | | | | | | | | | | | | | |
| Year | 2017/18 | | | | | | | | | | | | | | | | | | | | | | | | | | | | | | | | | | | | | | | | | | | | | | | | | | | | | | | | | | | | | | | | | | | | | | | | | | | | | | | | | | | | | | | |
| Mode of Study | Full Time | | | | | | | | | | | | | | | | | | | | | | | | | | | | | | | | | | | | | | | | | | | | | | | | | | | | | | | | | | | | | | | | | | | | | | | | | | | | | | | | | | | | | | | |
| Module Code | | | | | | | | | | | | | | | | | | | | | | | | | | | | | | | | | | | | | | | | | | | | | | | | | | | | | | | | | | | | | | | | | | | | | | | | | | | | | | | | | | | | | | | | |
| Actual Responses | 9 | | | | | | | | | | | | | | | | | | | | | | | | | | | | | | | | | | | | | | | | | | | | | | | | | | | | | | | | | | | | | | | | | | | | | | | | | | | | | | | | | | | | | | | |
| Expected Responses | 14 | | | | | | | | | | | | | | | | | | | | | | | | | | | | | | | | | | | | | | | | | | | | | | | | | | | | | | | | | | | | | | | | | | | | | | | | | | | | | | | | | | | | | | | |
| Response Rate | 64% | | | | | | | | | | | | | | | | | | | | | | | | | | | | | | | | | | | | | | | | | | | | | | | | | | | | | | | | | | | | | | | | | | | | | | | | | | | | | | | | | | | | | | | |
| 107ENEL | Difference to 2016/17 | | | | | | | | | | | | | | | | | | | | | | | | | | | | | | | | | | | | | | | | | | | | | | | | | | | | | | | | | | | | | | | | | | | | | | | | | | | | | | | | | | | | | | | |
| 2017/18 | 9 | | | | | | | | | | | | | | | | | | | | | | | | | | | | | | | | | | | | | | | | | | | | | | | | | | | | | | | | | | | | | | | | | | | | | | | | | | | | | | | | | | | | | | | |
| | 14 | | | | | | | | | | | | | | | | | | | | | | | | | | | | | | | | | | | | | | | | | | | | | | | | | | | | | | | | | | | | | | | | | | | | | | | | | | | | | | | | | | | | | | | |
| | 64% | + | | | | | | | | | | | | | | | | | | | | | | | | | | | | | | | | | | | | | | | | | | | | | | | | | | | | | | | | | | | | | | | | | | | | | | | | | | | | | | | | | | | | | | |
| Z11ENEL | Difference to 2016/17 | | | | | | | | | | | | | | | | | | | | | | | | | | | | | | | | | | | | | | | | | | | | | | | | | | | | | | | | | | | | | | | | | | | | | | | | | | | | | | | | | | | | | | | |
| 2017/18 | 7 | | | | | | | | | | | | | | | | | | | | | | | | | | | | | | | | | | | | | | | | | | | | | | | | | | | | | | | | | | | | | | | | | | | | | | | | | | | | | | | | | | | | | | | |
| | 10 | | | | | | | | | | | | | | | | | | | | | | | | | | | | | | | | | | | | | | | | | | | | | | | | | | | | | | | | | | | | | | | | | | | | | | | | | | | | | | | | | | | | | | | |
| | 70% | + | | | | | | | | | | | | | | | | | | | | | | | | | | | | | | | | | | | | | | | | | | | | | | | | | | | | | | | | | | | | | | | | | | | | | | | | | | | | | | | | | | | | | | |
| Overall | Difference to 2016/17 | | | | | | | | | | | | | | | | | | | | | | | | | | | | | | | | | | | | | | | | | | | | | | | | | | | | | | | | | | | | | | | | | | | | | | | | | | | | | | | | | | | | | | | |
| 2017/18 | 16 | | | | | | | | | | | | | | | | | | | | | | | | | | | | | | | | | | | | | | | | | | | | | | | | | | | | | | | | | | | | | | | | | | | | | | | | | | | | | | | | | | | | | | | |
| | 24 | | | | | | | | | | | | | | | | | | | | | | | | | | | | | | | | | | | | | | | | | | | | | | | | | | | | | | | | | | | | | | | | | | | | | | | | | | | | | | | | | | | | | | | |
| | 67% | + | | | | | | | | | | | | | | | | | | | | | | | | | | | | | | | | | | | | | | | | | | | | | | | | | | | | | | | | | | | | | | | | | | | | | | | | | | | | | | | | | | | | | | |
| <table><tr><td colspan="5">Overall Enhancement Level</td></tr><tr><td>1</td><td>2</td><td>3</td><td>4</td><td>5</td></tr><tr><td>0</td><td>1</td><td>1</td><td>0</td><td>0</td></tr><tr><td>0%</td><td>50%</td><td>50%</td><td>0%</td><td>0%</td></tr></table> | Overall Enhancement Level | | | | | 1 | 2 | 3 | 4 | 5 | 0 | 1 | 1 | 0 | 0 | 0% | 50% | 50% | 0% | 0% | <table><tr><td>Enhancement Levels</td><td></td></tr><tr><td>Teaching and Learning</td><td>2</td></tr><tr><td>Assessment and Feedback</td><td>2</td></tr><tr><td>Learning Services</td><td>2</td></tr><tr><td>Skills and Employability</td><td>1</td></tr><tr><td>Student Union Services</td><td>2</td></tr><tr><td>Overall Satisfaction</td><td>2</td></tr><tr><td>Overall Enhancement Level</td><td>2</td></tr></table> | Enhancement Levels | | Teaching and Learning | 2 | Assessment and Feedback | 2 | Learning Services | 2 | Skills and Employability | 1 | Student Union Services | 2 | Overall Satisfaction | 2 | Overall Enhancement Level | 2 | <table><tr><td>2</td><td>+</td></tr><tr><td>2</td><td>+</td></tr><tr><td>2</td><td>+</td></tr><tr><td>1</td><td>+</td></tr><tr><td>2</td><td>+</td></tr><tr><td>2</td><td>+</td></tr><tr><td>2</td><td>+</td></tr><tr><td>2</td><td>+</td></tr></table> | 2 | + | 2 | + | 2 | + | 1 | + | 2 | + | 2 | + | 2 | + | 2 | + | <table><tr><td>2</td><td>+</td></tr><tr><td>4</td><td>+</td></tr><tr><td>1</td><td>+</td></tr><tr><td>3</td><td>+</td></tr><tr><td>4</td><td>+</td></tr><tr><td>3</td><td>+</td></tr><tr><td>3</td><td>+</td></tr><tr><td>3</td><td>+</td></tr></table> | 2 | + | 4 | + | 1 | + | 3 | + | 4 | + | 3 | + | 3 | + | 3 | + | <table><tr><td>2</td><td>+</td></tr><tr><td>3</td><td>+</td></tr><tr><td>2</td><td>+</td></tr><tr><td>2</td><td>+</td></tr><tr><td>3</td><td>+</td></tr><tr><td>3</td><td>+</td></tr><tr><td>3</td><td>+</td></tr><tr><td>2</td><td>+</td></tr></table> | 2 | + | 3 | + | 2 | + | 2 | + | 3 | + | 3 | + | 3 | + | 2 | + |
| Overall Enhancement Level | | | | | | | | | | | | | | | | | | | | | | | | | | | | | | | | | | | | | | | | | | | | | | | | | | | | | | | | | | | | | | | | | | | | | | | | | | | | | | | | | | | | | | | | |
| 1 | 2 | 3 | 4 | 5 | | | | | | | | | | | | | | | | | | | | | | | | | | | | | | | | | | | | | | | | | | | | | | | | | | | | | | | | | | | | | | | | | | | | | | | | | | | | | | | | | | | | |
| 0 | 1 | 1 | 0 | 0 | | | | | | | | | | | | | | | | | | | | | | | | | | | | | | | | | | | | | | | | | | | | | | | | | | | | | | | | | | | | | | | | | | | | | | | | | | | | | | | | | | | | |
| 0% | 50% | 50% | 0% | 0% | | | | | | | | | | | | | | | | | | | | | | | | | | | | | | | | | | | | | | | | | | | | | | | | | | | | | | | | | | | | | | | | | | | | | | | | | | | | | | | | | | | | |
| Enhancement Levels | | | | | | | | | | | | | | | | | | | | | | | | | | | | | | | | | | | | | | | | | | | | | | | | | | | | | | | | | | | | | | | | | | | | | | | | | | | | | | | | | | | | | | | | |
| Teaching and Learning | 2 | | | | | | | | | | | | | | | | | | | | | | | | | | | | | | | | | | | | | | | | | | | | | | | | | | | | | | | | | | | | | | | | | | | | | | | | | | | | | | | | | | | | | | | |
| Assessment and Feedback | 2 | | | | | | | | | | | | | | | | | | | | | | | | | | | | | | | | | | | | | | | | | | | | | | | | | | | | | | | | | | | | | | | | | | | | | | | | | | | | | | | | | | | | | | | |
| Learning Services | 2 | | | | | | | | | | | | | | | | | | | | | | | | | | | | | | | | | | | | | | | | | | | | | | | | | | | | | | | | | | | | | | | | | | | | | | | | | | | | | | | | | | | | | | | |
| Skills and Employability | 1 | | | | | | | | | | | | | | | | | | | | | | | | | | | | | | | | | | | | | | | | | | | | | | | | | | | | | | | | | | | | | | | | | | | | | | | | | | | | | | | | | | | | | | | |
| Student Union Services | 2 | | | | | | | | | | | | | | | | | | | | | | | | | | | | | | | | | | | | | | | | | | | | | | | | | | | | | | | | | | | | | | | | | | | | | | | | | | | | | | | | | | | | | | | |
| Overall Satisfaction | 2 | | | | | | | | | | | | | | | | | | | | | | | | | | | | | | | | | | | | | | | | | | | | | | | | | | | | | | | | | | | | | | | | | | | | | | | | | | | | | | | | | | | | | | | |
| Overall Enhancement Level | 2 | | | | | | | | | | | | | | | | | | | | | | | | | | | | | | | | | | | | | | | | | | | | | | | | | | | | | | | | | | | | | | | | | | | | | | | | | | | | | | | | | | | | | | | |
| 2 | + | | | | | | | | | | | | | | | | | | | | | | | | | | | | | | | | | | | | | | | | | | | | | | | | | | | | | | | | | | | | | | | | | | | | | | | | | | | | | | | | | | | | | | | |
| 2 | + | | | | | | | | | | | | | | | | | | | | | | | | | | | | | | | | | | | | | | | | | | | | | | | | | | | | | | | | | | | | | | | | | | | | | | | | | | | | | | | | | | | | | | | |
| 2 | + | | | | | | | | | | | | | | | | | | | | | | | | | | | | | | | | | | | | | | | | | | | | | | | | | | | | | | | | | | | | | | | | | | | | | | | | | | | | | | | | | | | | | | | |
| 1 | + | | | | | | | | | | | | | | | | | | | | | | | | | | | | | | | | | | | | | | | | | | | | | | | | | | | | | | | | | | | | | | | | | | | | | | | | | | | | | | | | | | | | | | | |
| 2 | + | | | | | | | | | | | | | | | | | | | | | | | | | | | | | | | | | | | | | | | | | | | | | | | | | | | | | | | | | | | | | | | | | | | | | | | | | | | | | | | | | | | | | | | |
| 2 | + | | | | | | | | | | | | | | | | | | | | | | | | | | | | | | | | | | | | | | | | | | | | | | | | | | | | | | | | | | | | | | | | | | | | | | | | | | | | | | | | | | | | | | | |
| 2 | + | | | | | | | | | | | | | | | | | | | | | | | | | | | | | | | | | | | | | | | | | | | | | | | | | | | | | | | | | | | | | | | | | | | | | | | | | | | | | | | | | | | | | | | |
| 2 | + | | | | | | | | | | | | | | | | | | | | | | | | | | | | | | | | | | | | | | | | | | | | | | | | | | | | | | | | | | | | | | | | | | | | | | | | | | | | | | | | | | | | | | | |
| 2 | + | | | | | | | | | | | | | | | | | | | | | | | | | | | | | | | | | | | | | | | | | | | | | | | | | | | | | | | | | | | | | | | | | | | | | | | | | | | | | | | | | | | | | | | |
| 4 | + | | | | | | | | | | | | | | | | | | | | | | | | | | | | | | | | | | | | | | | | | | | | | | | | | | | | | | | | | | | | | | | | | | | | | | | | | | | | | | | | | | | | | | | |
| 1 | + | | | | | | | | | | | | | | | | | | | | | | | | | | | | | | | | | | | | | | | | | | | | | | | | | | | | | | | | | | | | | | | | | | | | | | | | | | | | | | | | | | | | | | | |
| 3 | + | | | | | | | | | | | | | | | | | | | | | | | | | | | | | | | | | | | | | | | | | | | | | | | | | | | | | | | | | | | | | | | | | | | | | | | | | | | | | | | | | | | | | | | |
| 4 | + | | | | | | | | | | | | | | | | | | | | | | | | | | | | | | | | | | | | | | | | | | | | | | | | | | | | | | | | | | | | | | | | | | | | | | | | | | | | | | | | | | | | | | | |
| 3 | + | | | | | | | | | | | | | | | | | | | | | | | | | | | | | | | | | | | | | | | | | | | | | | | | | | | | | | | | | | | | | | | | | | | | | | | | | | | | | | | | | | | | | | | |
| 3 | + | | | | | | | | | | | | | | | | | | | | | | | | | | | | | | | | | | | | | | | | | | | | | | | | | | | | | | | | | | | | | | | | | | | | | | | | | | | | | | | | | | | | | | | |
| 3 | + | | | | | | | | | | | | | | | | | | | | | | | | | | | | | | | | | | | | | | | | | | | | | | | | | | | | | | | | | | | | | | | | | | | | | | | | | | | | | | | | | | | | | | | |
| 2 | + | | | | | | | | | | | | | | | | | | | | | | | | | | | | | | | | | | | | | | | | | | | | | | | | | | | | | | | | | | | | | | | | | | | | | | | | | | | | | | | | | | | | | | | |
| 3 | + | | | | | | | | | | | | | | | | | | | | | | | | | | | | | | | | | | | | | | | | | | | | | | | | | | | | | | | | | | | | | | | | | | | | | | | | | | | | | | | | | | | | | | | |
| 2 | + | | | | | | | | | | | | | | | | | | | | | | | | | | | | | | | | | | | | | | | | | | | | | | | | | | | | | | | | | | | | | | | | | | | | | | | | | | | | | | | | | | | | | | | |
| 2 | + | | | | | | | | | | | | | | | | | | | | | | | | | | | | | | | | | | | | | | | | | | | | | | | | | | | | | | | | | | | | | | | | | | | | | | | | | | | | | | | | | | | | | | | |
| 3 | + | | | | | | | | | | | | | | | | | | | | | | | | | | | | | | | | | | | | | | | | | | | | | | | | | | | | | | | | | | | | | | | | | | | | | | | | | | | | | | | | | | | | | | | |
| 3 | + | | | | | | | | | | | | | | | | | | | | | | | | | | | | | | | | | | | | | | | | | | | | | | | | | | | | | | | | | | | | | | | | | | | | | | | | | | | | | | | | | | | | | | | |
| 3 | + | | | | | | | | | | | | | | | | | | | | | | | | | | | | | | | | | | | | | | | | | | | | | | | | | | | | | | | | | | | | | | | | | | | | | | | | | | | | | | | | | | | | | | | |
| 2 | + | | | | | | | | | | | | | | | | | | | | | | | | | | | | | | | | | | | | | | | | | | | | | | | | | | | | | | | | | | | | | | | | | | | | | | | | | | | | | | | | | | | | | | | |
| Teaching and Learning | | | | | | | | | | | | | | | | | | | | | | | | | | | | | | | | | | | | | | | | | | | | | | | | | | | | | | | | | | | | | | | | | | | | | | | | | | | | | | | | | | | | | | | | |
| During this module I have... | | | | | | | | | | | | | | | | | | | | | | | | | | | | | | | | | | | | | | | | | | | | | | | | | | | | | | | | | | | | | | | | | | | | | | | | | | | | | | | | | | | | | | | | |
| 1. Been engaged and intellectually stimulated | | 89% | + | 86% | + | 88% | + | | | | | | | | | | | | | | | | | | | | | | | | | | | | | | | | | | | | | | | | | | | | | | | | | | | | | | | | | | | | | | | | | | | | | | | | | | | | | | | | | |
| 4. Been challenged to do my best work | | 78% | + | 57% | + | 69% | + | | | | | | | | | | | | | | | | | | | | | | | | | | | | | | | | | | | | | | | | | | | | | | | | | | | | | | | | | | | | | | | | | | | | | | | | | | | | | | | | | |
| 5. Gained important skills and knowledge necessary for employment within my chosen career | | 67% | + | 57% | + | 63% | + | | | | | | | | | | | | | | | | | | | | | | | | | | | | | | | | | | | | | | | | | | | | | | | | | | | | | | | | | | | | | | | | | | | | | | | | | | | | | | | | | |
| 6. Found the materials and classroom resources used by staff have enhanced my learning | | 78% | + | 71% | + | 75% | + | | | | | | | | | | | | | | | | | | | | | | | | | | | | | | | | | | | | | | | | | | | | | | | | | | | | | | | | | | | | | | | | | | | | | | | | | | | | | | | | | |
| 7. Developed my digital literacy skills | | 78% | + | 71% | + | 75% | + | | | | | | | | | | | | | | | | | | | | | | | | | | | | | | | | | | | | | | | | | | | | | | | | | | | | | | | | | | | | | | | | | | | | | | | | | | | | | | | | | |
| 8. Used a range of technology and online tools have been used to enhance my learning experience. | | 78% | ++ | 71% | ++ | 75% | ++ | | | | | | | | | | | | | | | | | | | | | | | | | | | | | | | | | | | | | | | | | | | | | | | | | | | | | | | | | | | | | | | | | | | | | | | | | | | | | | | | | |
| 22. Moodle and a variety of digital resources were used effectively to enable my learning. | | 78% | + | 86% | + | 81% | + | | | | | | | | | | | | | | | | | | | | | | | | | | | | | | | | | | | | | | | | | | | | | | | | | | | | | | | | | | | | | | | | | | | | | | | | | | | | | | | | | |
| TOTAL | | 78% | + | 71% | + | 75% | + | | | | | | | | | | | | | | | | | | | | | | | | | | | | | | | | | | | | | | | | | | | | | | | | | | | | | | | | | | | | | | | | | | | | | | | | | | | | | | | | | |
| Assessment and Feedback | | | | | | | | | | | | | | | | | | | | | | | | | | | | | | | | | | | | | | | | | | | | | | | | | | | | | | | | | | | | | | | | | | | | | | | | | | | | | | | | | | | | | | | | |
| 2. Found the assessment(s) and task(s) engaging | | 89% | + | 71% | + | 81% | + | | | | | | | | | | | | | | | | | | | | | | | | | | | | | | | | | | | | | | | | | | | | | | | | | | | | | | | | | | | | | | | | | | | | | | | | | | | | | | | | | |
| 3. Received assessment feedback that will help me when undertaking future tasks | | 67% | + | 43% | + | 56% | + | | | | | | | | | | | | | | | | | | | | | | | | | | | | | | | | | | | | | | | | | | | | | | | | | | | | | | | | | | | | | | | | | | | | | | | | | | | | | | | | | |
| 9. Found the coursework and test requirements clear | | 78% | + | 14% | + | 50% | + | | | | | | | | | | | | | | | | | | | | | | | | | | | | | | | | | | | | | | | | | | | | | | | | | | | | | | | | | | | | | | | | | | | | | | | | | | | | | | | | | |
| TOTAL | | 78% | + | 43% | + | 63% | + | | | | | | | | | | | | | | | | | | | | | | | | | | | | | | | | | | | | | | | | | | | | | | | | | | | | | | | | | | | | | | | | | | | | | | | | | | | | | | | | | |
| Learning Services | | | | | | | | | | | | | | | | | | | | | | | | | | | | | | | | | | | | | | | | | | | | | | | | | | | | | | | | | | | | | | | | | | | | | | | | | | | | | | | | | | | | | | | | |
| 10. Been encouraged to access the library resources | | 89% | + | 86% | + | 88% | + | | | | | | | | | | | | | | | | | | | | | | | | | | | | | | | | | | | | | | | | | | | | | | | | | | | | | | | | | | | | | | | | | | | | | | | | | | | | | | | | | |
| 11. Been able to access library and associated resources when needed | | 89% | + | 100% | + | 94% | + | | | | | | | | | | | | | | | | | | | | | | | | | | | | | | | | | | | | | | | | | | | | | | | | | | | | | | | | | | | | | | | | | | | | | | | | | | | | | | | | | |
| 12. Found the library resources have supported my learning well | | 78% | + | 100% | + | 88% | + | | | | | | | | | | | | | | | | | | | | | | | | | | | | | | | | | | | | | | | | | | | | | | | | | | | | | | | | | | | | | | | | | | | | | | | | | | | | | | | | | |
| TOTAL | | 85% | + | 95% | + | 90% | + | | | | | | | | | | | | | | | | | | | | | | | | | | | | | | | | | | | | | | | | | | | | | | | | | | | | | | | | | | | | | | | | | | | | | | | | | | | | | | | | | |
| Skills and Employability | | | | | | | | | | | | | | | | | | | | | | | | | | | | | | | | | | | | | | | | | | | | | | | | | | | | | | | | | | | | | | | | | | | | | | | | | | | | | | | | | | | | | | | | |
| This module has helped contribute to my knowledge, skills, and personal development with... | | | | | | | | | | | | | | | | | | | | | | | | | | | | | | | | | | | | | | | | | | | | | | | | | | | | | | | | | | | | | | | | | | | | | | | | | | | | | | | | | | | | | | | | |
| 13. Writing clearly and effectively | | 100% | + | 71% | + | 88% | + | | | | | | | | | | | | | | | | | | | | | | | | | | | | | | | | | | | | | | | | | | | | | | | | | | | | | | | | | | | | | | | | | | | | | | | | | | | | | | | | | |
| 14. Speaking clearly and effectively | | 67% | + | 57% | + | 63% | + | | | | | | | | | | | | | | | | | | | | | | | | | | | | | | | | | | | | | | | | | | | | | | | | | | | | | | | | | | | | | | | | | | | | | | | | | | | | | | | | | |
| 15. Thinking critically and analytically | | 100% | + | 71% | + | 88% | + | | | | | | | | | | | | | | | | | | | | | | | | | | | | | | | | | | | | | | | | | | | | | | | | | | | | | | | | | | | | | | | | | | | | | | | | | | | | | | | | | |
| 16. Becoming an independent learner | | 100% | + | 71% | + | 88% | + | | | | | | | | | | | | | | | | | | | | | | | | | | | | | | | | | | | | | | | | | | | | | | | | | | | | | | | | | | | | | | | | | | | | | | | | | | | | | | | | | |
| 17. Being innovative and creative | | 100% | + | 43% | + | 75% | + | | | | | | | | | | | | | | | | | | | | | | | | | | | | | | | | | | | | | | | | | | | | | | | | | | | | | | | | | | | | | | | | | | | | | | | | | | | | | | | | | |
| 18. Working effectively with others | | 100% | + | 100% | + | 100% | + | | | | | | | | | | | | | | | | | | | | | | | | | | | | | | | | | | | | | | | | | | | | | | | | | | | | | | | | | | | | | | | | | | | | | | | | | | | | | | | | | |
| 19. Increasing my understanding of the subject area | | 100% | + | 71% | + | 88% | + | | | | | | | | | | | | | | | | | | | | | | | | | | | | | | | | | | | | | | | | | | | | | | | | | | | | | | | | | | | | | | | | | | | | | | | | | | | | | | | | | |
| TOTAL | | 95% | + | 69% | + | 84% | + | | | | | | | | | | | | | | | | | | | | | | | | | | | | | | | | | | | | | | | | | | | | | | | | | | | | | | | | | | | | | | | | | | | | | | | | | | | | | | | | | |
| Student Union Services | | | | | | | | | | | | | | | | | | | | | | | | | | | | | | | | | | | | | | | | | | | | | | | | | | | | | | | | | | | | | | | | | | | | | | | | | | | | | | | | | | | | | | | | |
| 20. I am aware of the services, support, activities and academic representation provided by the Students' Union. | | 78% | + | 29% | + | 56% | + | | | | | | | | | | | | | | | | | | | | | | | | | | | | | | | | | | | | | | | | | | | | | | | | | | | | | | | | | | | | | | | | | | | | | | | | | | | | | | | | | |
| 21. The students' union effectively represents students' academic interests. | | 78% | + | 43% | + | 63% | + | | | | | | | | | | | | | | | | | | | | | | | | | | | | | | | | | | | | | | | | | | | | | | | | | | | | | | | | | | | | | | | | | | | | | | | | | | | | | | | | | |
| TOTAL | | 78% | + | 36% | + | 59% | + | | | | | | | | | | | | | | | | | | | | | | | | | | | | | | | | | | | | | | | | | | | | | | | | | | | | | | | | | | | | | | | | | | | | | | | | | | | | | | | | | |
| Overall Satisfaction | | | | | | | | | | | | | | | | | | | | | | | | | | | | | | | | | | | | | | | | | | | | | | | | | | | | | | | | | | | | | | | | | | | | | | | | | | | | | | | | | | | | | | | | |
| 23. The quality of this module is satisfactory. | | 78% | + | 57% | + | 69% | + | | | | | | | | | | | | | | | | | | | | | | | | | | | | | | | | | | | | | | | | | | | | | | | | | | | | | | | | | | | | | | | | | | | | | | | | | | | | | | | | | |

CU London HLS Block 3 - Full Time 2017/18 - End of Module Questionnaire

| | | | | | | | | | | | | | | | | | | | | | | | | | | | | | | | | | | | | | | | | | | | | | | | | | | | | | | | | | | | | | | | | | | | | | | | | | | | | | | | | | | | | | | | | | | | | | |
|--|-----------------------|---------------------------|-----|-------|---|------|---------|---------------|-----------|---|---|-------------|---|------------------|---|--------------------|-----|---------------|-----|--|----|---|--|--------------------|-----------------------|-----------------------|--|-------------------------|--|-------------------|---|---|--|------------------------|--|----------------------|-----------------------|---------------------------|--|---|--|-----|---|--|---|---------|---|---------|-----------------------|----|---|----|---|-----|---|---|---|---|--|---|---|---|---|---|---|---|---|---|---|---|---|---|---|---|---|---|--|---|---|---|---|---|---|---|---|---|---|---|---|---|---|---|---|
| <table><tr><td>Area</td><td>HLS</td></tr><tr><td>Block</td><td>3</td></tr><tr><td>Year</td><td>2017/18</td></tr><tr><td>Mode of Study</td><td>Full Time</td></tr></table> | | Area | HLS | Block | 3 | Year | 2017/18 | Mode of Study | Full Time | <table><tr><td colspan="2">Module Code</td></tr><tr><td>Actual Responses</td><td>4</td></tr><tr><td>Expected Responses</td><td>5</td></tr><tr><td>Response Rate</td><td>80%</td></tr></table> | | Module Code | | Actual Responses | 4 | Expected Responses | 5 | Response Rate | 80% | <table><tr><td colspan="2">104SCIEL</td></tr><tr><td>2017/18</td><td>Difference to 2016/17</td></tr><tr><td>8</td><td></td></tr><tr><td>8</td><td></td></tr><tr><td>100%</td><td>+</td></tr></table> | | 104SCIEL | | 2017/18 | Difference to 2016/17 | 8 | | 8 | | 100% | + | <table><tr><td colspan="2">Z05SCIEL</td></tr><tr><td>2017/18</td><td>Difference to 2016/17</td></tr><tr><td>12</td><td></td></tr><tr><td>13</td><td></td></tr><tr><td>92%</td><td>+</td></tr></table> | | Z05SCIEL | | 2017/18 | Difference to 2016/17 | 12 | | 13 | | 92% | + | <table><tr><td colspan="2">Overall</td></tr><tr><td>2017/18</td><td>Difference to 2016/17</td></tr><tr><td>12</td><td></td></tr><tr><td>13</td><td></td></tr><tr><td>92%</td><td>+</td></tr></table> | | Overall | | 2017/18 | Difference to 2016/17 | 12 | | 13 | | 92% | + | | | | | | | | | | | | | | | | | | | | | | | | | | | | | | | | | | | | | | |
| Area | HLS | | | | | | | | | | | | | | | | | | | | | | | | | | | | | | | | | | | | | | | | | | | | | | | | | | | | | | | | | | | | | | | | | | | | | | | | | | | | | | | | | | | | | | | | | | | | |
| Block | 3 | | | | | | | | | | | | | | | | | | | | | | | | | | | | | | | | | | | | | | | | | | | | | | | | | | | | | | | | | | | | | | | | | | | | | | | | | | | | | | | | | | | | | | | | | | | | |
| Year | 2017/18 | | | | | | | | | | | | | | | | | | | | | | | | | | | | | | | | | | | | | | | | | | | | | | | | | | | | | | | | | | | | | | | | | | | | | | | | | | | | | | | | | | | | | | | | | | | | |
| Mode of Study | Full Time | | | | | | | | | | | | | | | | | | | | | | | | | | | | | | | | | | | | | | | | | | | | | | | | | | | | | | | | | | | | | | | | | | | | | | | | | | | | | | | | | | | | | | | | | | | | |
| Module Code | | | | | | | | | | | | | | | | | | | | | | | | | | | | | | | | | | | | | | | | | | | | | | | | | | | | | | | | | | | | | | | | | | | | | | | | | | | | | | | | | | | | | | | | | | | | | |
| Actual Responses | 4 | | | | | | | | | | | | | | | | | | | | | | | | | | | | | | | | | | | | | | | | | | | | | | | | | | | | | | | | | | | | | | | | | | | | | | | | | | | | | | | | | | | | | | | | | | | | |
| Expected Responses | 5 | | | | | | | | | | | | | | | | | | | | | | | | | | | | | | | | | | | | | | | | | | | | | | | | | | | | | | | | | | | | | | | | | | | | | | | | | | | | | | | | | | | | | | | | | | | | |
| Response Rate | 80% | | | | | | | | | | | | | | | | | | | | | | | | | | | | | | | | | | | | | | | | | | | | | | | | | | | | | | | | | | | | | | | | | | | | | | | | | | | | | | | | | | | | | | | | | | | | |
| 104SCIEL | | | | | | | | | | | | | | | | | | | | | | | | | | | | | | | | | | | | | | | | | | | | | | | | | | | | | | | | | | | | | | | | | | | | | | | | | | | | | | | | | | | | | | | | | | | | | |
| 2017/18 | Difference to 2016/17 | | | | | | | | | | | | | | | | | | | | | | | | | | | | | | | | | | | | | | | | | | | | | | | | | | | | | | | | | | | | | | | | | | | | | | | | | | | | | | | | | | | | | | | | | | | | |
| 8 | | | | | | | | | | | | | | | | | | | | | | | | | | | | | | | | | | | | | | | | | | | | | | | | | | | | | | | | | | | | | | | | | | | | | | | | | | | | | | | | | | | | | | | | | | | | | |
| 8 | | | | | | | | | | | | | | | | | | | | | | | | | | | | | | | | | | | | | | | | | | | | | | | | | | | | | | | | | | | | | | | | | | | | | | | | | | | | | | | | | | | | | | | | | | | | | |
| 100% | + | | | | | | | | | | | | | | | | | | | | | | | | | | | | | | | | | | | | | | | | | | | | | | | | | | | | | | | | | | | | | | | | | | | | | | | | | | | | | | | | | | | | | | | | | | | | |
| Z05SCIEL | | | | | | | | | | | | | | | | | | | | | | | | | | | | | | | | | | | | | | | | | | | | | | | | | | | | | | | | | | | | | | | | | | | | | | | | | | | | | | | | | | | | | | | | | | | | | |
| 2017/18 | Difference to 2016/17 | | | | | | | | | | | | | | | | | | | | | | | | | | | | | | | | | | | | | | | | | | | | | | | | | | | | | | | | | | | | | | | | | | | | | | | | | | | | | | | | | | | | | | | | | | | | |
| 12 | | | | | | | | | | | | | | | | | | | | | | | | | | | | | | | | | | | | | | | | | | | | | | | | | | | | | | | | | | | | | | | | | | | | | | | | | | | | | | | | | | | | | | | | | | | | | |
| 13 | | | | | | | | | | | | | | | | | | | | | | | | | | | | | | | | | | | | | | | | | | | | | | | | | | | | | | | | | | | | | | | | | | | | | | | | | | | | | | | | | | | | | | | | | | | | | |
| 92% | + | | | | | | | | | | | | | | | | | | | | | | | | | | | | | | | | | | | | | | | | | | | | | | | | | | | | | | | | | | | | | | | | | | | | | | | | | | | | | | | | | | | | | | | | | | | | |
| Overall | | | | | | | | | | | | | | | | | | | | | | | | | | | | | | | | | | | | | | | | | | | | | | | | | | | | | | | | | | | | | | | | | | | | | | | | | | | | | | | | | | | | | | | | | | | | | |
| 2017/18 | Difference to 2016/17 | | | | | | | | | | | | | | | | | | | | | | | | | | | | | | | | | | | | | | | | | | | | | | | | | | | | | | | | | | | | | | | | | | | | | | | | | | | | | | | | | | | | | | | | | | | | |
| 12 | | | | | | | | | | | | | | | | | | | | | | | | | | | | | | | | | | | | | | | | | | | | | | | | | | | | | | | | | | | | | | | | | | | | | | | | | | | | | | | | | | | | | | | | | | | | | |
| 13 | | | | | | | | | | | | | | | | | | | | | | | | | | | | | | | | | | | | | | | | | | | | | | | | | | | | | | | | | | | | | | | | | | | | | | | | | | | | | | | | | | | | | | | | | | | | | |
| 92% | + | | | | | | | | | | | | | | | | | | | | | | | | | | | | | | | | | | | | | | | | | | | | | | | | | | | | | | | | | | | | | | | | | | | | | | | | | | | | | | | | | | | | | | | | | | | | |
| <table><tr><td colspan="5">Overall Enhancement Level</td></tr><tr><td>1</td><td>2</td><td>3</td><td>4</td><td>5</td></tr><tr><td>1</td><td>1</td><td>0</td><td>0</td><td>0</td></tr><tr><td>50%</td><td>50%</td><td>0%</td><td>0%</td><td>0%</td></tr></table> | | Overall Enhancement Level | | | | | 1 | 2 | 3 | 4 | 5 | 1 | 1 | 0 | 0 | 0 | 50% | 50% | 0% | 0% | 0% | <table><tr><td colspan="2">Enhancement Levels</td></tr><tr><td colspan="2">Teaching and Learning</td></tr><tr><td colspan="2">Assessment and Feedback</td></tr><tr><td colspan="2">Learning Services</td></tr><tr><td colspan="2">Skills and Employability</td></tr><tr><td colspan="2">Student Union Services</td></tr><tr><td colspan="2">Overall Satisfaction</td></tr><tr><td colspan="2">Overall Enhancement Level</td></tr></table> | | Enhancement Levels | | Teaching and Learning | | Assessment and Feedback | | Learning Services | | Skills and Employability | | Student Union Services | | Overall Satisfaction | | Overall Enhancement Level | | <table><tr><td>1</td><td>+</td></tr><tr><td>1</td><td>+</td></tr><tr><td>1</td><td>+</td></tr><tr><td>1</td><td>+</td></tr><tr><td>1</td><td>+</td></tr><tr><td>1</td><td>+</td></tr><tr><td>1</td><td>+</td></tr><tr><td>1</td><td>+</td></tr></table> | | 1 | + | 1 | + | 1 | + | 1 | + | 1 | + | 1 | + | 1 | + | 1 | + | <table><tr><td>1</td><td>+</td></tr><tr><td>2</td><td>+</td></tr><tr><td>1</td><td>+</td></tr><tr><td>1</td><td>+</td></tr><tr><td>4</td><td>+</td></tr><tr><td>3</td><td>+</td></tr><tr><td>2</td><td>+</td></tr><tr><td>1</td><td>+</td></tr></table> | | 1 | + | 2 | + | 1 | + | 1 | + | 4 | + | 3 | + | 2 | + | 1 | + | <table><tr><td>1</td><td>+</td></tr><tr><td>2</td><td>+</td></tr><tr><td>1</td><td>+</td></tr><tr><td>1</td><td>+</td></tr><tr><td>3</td><td>+</td></tr><tr><td>2</td><td>+</td></tr><tr><td>1</td><td>+</td></tr><tr><td>1</td><td>+</td></tr></table> | | 1 | + | 2 | + | 1 | + | 1 | + | 3 | + | 2 | + | 1 | + | 1 | + |
| Overall Enhancement Level | | | | | | | | | | | | | | | | | | | | | | | | | | | | | | | | | | | | | | | | | | | | | | | | | | | | | | | | | | | | | | | | | | | | | | | | | | | | | | | | | | | | | | | | | | | | | |
| 1 | 2 | 3 | 4 | 5 | | | | | | | | | | | | | | | | | | | | | | | | | | | | | | | | | | | | | | | | | | | | | | | | | | | | | | | | | | | | | | | | | | | | | | | | | | | | | | | | | | | | | | | | | |
| 1 | 1 | 0 | 0 | 0 | | | | | | | | | | | | | | | | | | | | | | | | | | | | | | | | | | | | | | | | | | | | | | | | | | | | | | | | | | | | | | | | | | | | | | | | | | | | | | | | | | | | | | | | | |
| 50% | 50% | 0% | 0% | 0% | | | | | | | | | | | | | | | | | | | | | | | | | | | | | | | | | | | | | | | | | | | | | | | | | | | | | | | | | | | | | | | | | | | | | | | | | | | | | | | | | | | | | | | | | |
| Enhancement Levels | | | | | | | | | | | | | | | | | | | | | | | | | | | | | | | | | | | | | | | | | | | | | | | | | | | | | | | | | | | | | | | | | | | | | | | | | | | | | | | | | | | | | | | | | | | | | |
| Teaching and Learning | | | | | | | | | | | | | | | | | | | | | | | | | | | | | | | | | | | | | | | | | | | | | | | | | | | | | | | | | | | | | | | | | | | | | | | | | | | | | | | | | | | | | | | | | | | | | |
| Assessment and Feedback | | | | | | | | | | | | | | | | | | | | | | | | | | | | | | | | | | | | | | | | | | | | | | | | | | | | | | | | | | | | | | | | | | | | | | | | | | | | | | | | | | | | | | | | | | | | | |
| Learning Services | | | | | | | | | | | | | | | | | | | | | | | | | | | | | | | | | | | | | | | | | | | | | | | | | | | | | | | | | | | | | | | | | | | | | | | | | | | | | | | | | | | | | | | | | | | | | |
| Skills and Employability | | | | | | | | | | | | | | | | | | | | | | | | | | | | | | | | | | | | | | | | | | | | | | | | | | | | | | | | | | | | | | | | | | | | | | | | | | | | | | | | | | | | | | | | | | | | | |
| Student Union Services | | | | | | | | | | | | | | | | | | | | | | | | | | | | | | | | | | | | | | | | | | | | | | | | | | | | | | | | | | | | | | | | | | | | | | | | | | | | | | | | | | | | | | | | | | | | | |
| Overall Satisfaction | | | | | | | | | | | | | | | | | | | | | | | | | | | | | | | | | | | | | | | | | | | | | | | | | | | | | | | | | | | | | | | | | | | | | | | | | | | | | | | | | | | | | | | | | | | | | |
| Overall Enhancement Level | | | | | | | | | | | | | | | | | | | | | | | | | | | | | | | | | | | | | | | | | | | | | | | | | | | | | | | | | | | | | | | | | | | | | | | | | | | | | | | | | | | | | | | | | | | | | |
| 1 | + | | | | | | | | | | | | | | | | | | | | | | | | | | | | | | | | | | | | | | | | | | | | | | | | | | | | | | | | | | | | | | | | | | | | | | | | | | | | | | | | | | | | | | | | | | | | |
| 1 | + | | | | | | | | | | | | | | | | | | | | | | | | | | | | | | | | | | | | | | | | | | | | | | | | | | | | | | | | | | | | | | | | | | | | | | | | | | | | | | | | | | | | | | | | | | | | |
| 1 | + | | | | | | | | | | | | | | | | | | | | | | | | | | | | | | | | | | | | | | | | | | | | | | | | | | | | | | | | | | | | | | | | | | | | | | | | | | | | | | | | | | | | | | | | | | | | |
| 1 | + | | | | | | | | | | | | | | | | | | | | | | | | | | | | | | | | | | | | | | | | | | | | | | | | | | | | | | | | | | | | | | | | | | | | | | | | | | | | | | | | | | | | | | | | | | | | |
| 1 | + | | | | | | | | | | | | | | | | | | | | | | | | | | | | | | | | | | | | | | | | | | | | | | | | | | | | | | | | | | | | | | | | | | | | | | | | | | | | | | | | | | | | | | | | | | | | |
| 1 | + | | | | | | | | | | | | | | | | | | | | | | | | | | | | | | | | | | | | | | | | | | | | | | | | | | | | | | | | | | | | | | | | | | | | | | | | | | | | | | | | | | | | | | | | | | | | |
| 1 | + | | | | | | | | | | | | | | | | | | | | | | | | | | | | | | | | | | | | | | | | | | | | | | | | | | | | | | | | | | | | | | | | | | | | | | | | | | | | | | | | | | | | | | | | | | | | |
| 1 | + | | | | | | | | | | | | | | | | | | | | | | | | | | | | | | | | | | | | | | | | | | | | | | | | | | | | | | | | | | | | | | | | | | | | | | | | | | | | | | | | | | | | | | | | | | | | |
| 1 | + | | | | | | | | | | | | | | | | | | | | | | | | | | | | | | | | | | | | | | | | | | | | | | | | | | | | | | | | | | | | | | | | | | | | | | | | | | | | | | | | | | | | | | | | | | | | |
| 2 | + | | | | | | | | | | | | | | | | | | | | | | | | | | | | | | | | | | | | | | | | | | | | | | | | | | | | | | | | | | | | | | | | | | | | | | | | | | | | | | | | | | | | | | | | | | | | |
| 1 | + | | | | | | | | | | | | | | | | | | | | | | | | | | | | | | | | | | | | | | | | | | | | | | | | | | | | | | | | | | | | | | | | | | | | | | | | | | | | | | | | | | | | | | | | | | | | |
| 1 | + | | | | | | | | | | | | | | | | | | | | | | | | | | | | | | | | | | | | | | | | | | | | | | | | | | | | | | | | | | | | | | | | | | | | | | | | | | | | | | | | | | | | | | | | | | | | |
| 4 | + | | | | | | | | | | | | | | | | | | | | | | | | | | | | | | | | | | | | | | | | | | | | | | | | | | | | | | | | | | | | | | | | | | | | | | | | | | | | | | | | | | | | | | | | | | | | |
| 3 | + | | | | | | | | | | | | | | | | | | | | | | | | | | | | | | | | | | | | | | | | | | | | | | | | | | | | | | | | | | | | | | | | | | | | | | | | | | | | | | | | | | | | | | | | | | | | |
| 2 | + | | | | | | | | | | | | | | | | | | | | | | | | | | | | | | | | | | | | | | | | | | | | | | | | | | | | | | | | | | | | | | | | | | | | | | | | | | | | | | | | | | | | | | | | | | | | |
| 1 | + | | | | | | | | | | | | | | | | | | | | | | | | | | | | | | | | | | | | | | | | | | | | | | | | | | | | | | | | | | | | | | | | | | | | | | | | | | | | | | | | | | | | | | | | | | | | |
| 1 | + | | | | | | | | | | | | | | | | | | | | | | | | | | | | | | | | | | | | | | | | | | | | | | | | | | | | | | | | | | | | | | | | | | | | | | | | | | | | | | | | | | | | | | | | | | | | |
| 2 | + | | | | | | | | | | | | | | | | | | | | | | | | | | | | | | | | | | | | | | | | | | | | | | | | | | | | | | | | | | | | | | | | | | | | | | | | | | | | | | | | | | | | | | | | | | | | |
| 1 | + | | | | | | | | | | | | | | | | | | | | | | | | | | | | | | | | | | | | | | | | | | | | | | | | | | | | | | | | | | | | | | | | | | | | | | | | | | | | | | | | | | | | | | | | | | | | |
| 1 | + | | | | | | | | | | | | | | | | | | | | | | | | | | | | | | | | | | | | | | | | | | | | | | | | | | | | | | | | | | | | | | | | | | | | | | | | | | | | | | | | | | | | | | | | | | | | |
| 3 | + | | | | | | | | | | | | | | | | | | | | | | | | | | | | | | | | | | | | | | | | | | | | | | | | | | | | | | | | | | | | | | | | | | | | | | | | | | | | | | | | | | | | | | | | | | | | |
| 2 | + | | | | | | | | | | | | | | | | | | | | | | | | | | | | | | | | | | | | | | | | | | | | | | | | | | | | | | | | | | | | | | | | | | | | | | | | | | | | | | | | | | | | | | | | | | | | |
| 1 | + | | | | | | | | | | | | | | | | | | | | | | | | | | | | | | | | | | | | | | | | | | | | | | | | | | | | | | | | | | | | | | | | | | | | | | | | | | | | | | | | | | | | | | | | | | | | |
| 1 | + | | | | | | | | | | | | | | | | | | | | | | | | | | | | | | | | | | | | | | | | | | | | | | | | | | | | | | | | | | | | | | | | | | | | | | | | | | | | | | | | | | | | | | | | | | | | |
| Teaching and Learning | | | | | | | | | | | | | | | | | | | | | | | | | | | | | | | | | | | | | | | | | | | | | | | | | | | | | | | | | | | | | | | | | | | | | | | | | | | | | | | | | | | | | | | | | | | | | |
| During this module I have... | | | | | | | | | | | | | | | | | | | | | | | | | | | | | | | | | | | | | | | | | | | | | | | | | | | | | | | | | | | | | | | | | | | | | | | | | | | | | | | | | | | | | | | | | | | | | |
| 1. Been engaged and intellectually stimulated | | 100% | | + | | | | | | | | | | | | | | | | | | | | | | | | | | | | | | | | | | | | | | | | | | | | | | | | | | | | | | | | | | | | | | | | | | | | | | | | | | | | | | | | | | | | | | | | | |
| 4. Been challenged to do my best work | | 100% | | + | | | | | | | | | | | | | | | | | | | | | | | | | | | | | | | | | | | | | | | | | | | | | | | | | | | | | | | | | | | | | | | | | | | | | | | | | | | | | | | | | | | | | | | | | |
| 5. Gained important skills and knowledge necessary for employment within my chosen career | | 100% | | + | | | | | | | | | | | | | | | | | | | | | | | | | | | | | | | | | | | | | | | | | | | | | | | | | | | | | | | | | | | | | | | | | | | | | | | | | | | | | | | | | | | | | | | | | |
| 6. Found the materials and classroom resources used by staff have enhanced my learning | | 100% | | + | | | | | | | | | | | | | | | | | | | | | | | | | | | | | | | | | | | | | | | | | | | | | | | | | | | | | | | | | | | | | | | | | | | | | | | | | | | | | | | | | | | | | | | | | |
| 7. Developed my digital literacy skills | | 100% | | + | | | | | | | | | | | | | | | | | | | | | | | | | | | | | | | | | | | | | | | | | | | | | | | | | | | | | | | | | | | | | | | | | | | | | | | | | | | | | | | | | | | | | | | | | |
| 8. Used a range of technology and online tools have been used to enhance my learning experience. | | 100% | | ++ | | | | | | | | | | | | | | | | | | | | | | | | | | | | | | | | | | | | | | | | | | | | | | | | | | | | | | | | | | | | | | | | | | | | | | | | | | | | | | | | | | | | | | | | | |
| 22. Moodle and a variety of digital resources were used effectively to enable my learning. | | 100% | | + | | | | | | | | | | | | | | | | | | | | | | | | | | | | | | | | | | | | | | | | | | | | | | | | | | | | | | | | | | | | | | | | | | | | | | | | | | | | | | | | | | | | | | | | | |
| TOTAL | | 100% | | + | | | | | | | | | | | | | | | | | | | | | | | | | | | | | | | | | | | | | | | | | | | | | | | | | | | | | | | | | | | | | | | | | | | | | | | | | | | | | | | | | | | | | | | | | |
| Assessment and Feedback | | | | | | | | | | | | | | | | | | | | | | | | | | | | | | | | | | | | | | | | | | | | | | | | | | | | | | | | | | | | | | | | | | | | | | | | | | | | | | | | | | | | | | | | | | | | | |
| 2. Found the assessment(s) and task(s) engaging | | 100% | | + | | | | | | | | | | | | | | | | | | | | | | | | | | | | | | | | | | | | | | | | | | | | | | | | | | | | | | | | | | | | | | | | | | | | | | | | | | | | | | | | | | | | | | | | | |
| 3. Received assessment feedback that will help me when undertaking future tasks | | 100% | | + | | | | | | | | | | | | | | | | | | | | | | | | | | | | | | | | | | | | | | | | | | | | | | | | | | | | | | | | | | | | | | | | | | | | | | | | | | | | | | | | | | | | | | | | | |
| 9. Found the coursework and test requirements clear | | 100% | | + | | | | | | | | | | | | | | | | | | | | | | | | | | | | | | | | | | | | | | | | | | | | | | | | | | | | | | | | | | | | | | | | | | | | | | | | | | | | | | | | | | | | | | | | | |
| TOTAL | | 100% | | + | | | | | | | | | | | | | | | | | | | | | | | | | | | | | | | | | | | | | | | | | | | | | | | | | | | | | | | | | | | | | | | | | | | | | | | | | | | | | | | | | | | | | | | | | |
| Learning Services | | | | | | | | | | | | | | | | | | | | | | | | | | | | | | | | | | | | | | | | | | | | | | | | | | | | | | | | | | | | | | | | | | | | | | | | | | | | | | | | | | | | | | | | | | | | | |
| 10. Been encouraged to access the library resources | | 100% | | + | | | | | | | | | | | | | | | | | | | | | | | | | | | | | | | | | | | | | | | | | | | | | | | | | | | | | | | | | | | | | | | | | | | | | | | | | | | | | | | | | | | | | | | | | |
| 11. Been able to access library and associated resources when needed | | 100% | | + | | | | | | | | | | | | | | | | | | | | | | | | | | | | | | | | | | | | | | | | | | | | | | | | | | | | | | | | | | | | | | | | | | | | | | | | | | | | | | | | | | | | | | | | | |
| 12. Found the library resources have supported my learning well | | 100% | | + | | | | | | | | | | | | | | | | | | | | | | | | | | | | | | | | | | | | | | | | | | | | | | | | | | | | | | | | | | | | | | | | | | | | | | | | | | | | | | | | | | | | | | | | | |
| TOTAL | | 100% | | + | | | | | | | | | | | | | | | | | | | | | | | | | | | | | | | | | | | | | | | | | | | | | | | | | | | | | | | | | | | | | | | | | | | | | | | | | | | | | | | | | | | | | | | | | |
| Skills and Employability | | | | | | | | | | | | | | | | | | | | | | | | | | | | | | | | | | | | | | | | | | | | | | | | | | | | | | | | | | | | | | | | | | | | | | | | | | | | | | | | | | | | | | | | | | | | | |
| This module has helped contribute to my knowledge, skills, and personal development with... | | | | | | | | | | | | | | | | | | | | | | | | | | | | | | | | | | | | | | | | | | | | | | | | | | | | | | | | | | | | | | | | | | | | | | | | | | | | | | | | | | | | | | | | | | | | | |
| 13. Writing clearly and effectively | | 100% | | + | | | | | | | | | | | | | | | | | | | | | | | | | | | | | | | | | | | | | | | | | | | | | | | | | | | | | | | | | | | | | | | | | | | | | | | | | | | | | | | | | | | | | | | | | |
| 14. Speaking clearly and effectively | | 100% | | + | | | | | | | | | | | | | | | | | | | | | | | | | | | | | | | | | | | | | | | | | | | | | | | | | | | | | | | | | | | | | | | | | | | | | | | | | | | | | | | | | | | | | | | | | |
| 15. Thinking critically and analytically | | 100% | | + | | | | | | | | | | | | | | | | | | | | | | | | | | | | | | | | | | | | | | | | | | | | | | | | | | | | | | | | | | | | | | | | | | | | | | | | | | | | | | | | | | | | | | | | | |
| 16. Becoming an independent learner | | 100% | | + | | | | | | | | | | | | | | | | | | | | | | | | | | | | | | | | | | | | | | | | | | | | | | | | | | | | | | | | | | | | | | | | | | | | | | | | | | | | | | | | | | | | | | | | | |
| 17. Being innovative and creative | | 100% | | + | | | | | | | | | | | | | | | | | | | | | | | | | | | | | | | | | | | | | | | | | | | | | | | | | | | | | | | | | | | | | | | | | | | | | | | | | | | | | | | | | | | | | | | | | |
| 18. Working effectively with others | | 100% | | + | | | | | | | | | | | | | | | | | | | | | | | | | | | | | | | | | | | | | | | | | | | | | | | | | | | | | | | | | | | | | | | | | | | | | | | | | | | | | | | | | | | | | | | | | |
| 19. Increasing my understanding of the subject area | | 100% | | + | | | | | | | | | | | | | | | | | | | | | | | | | | | | | | | | | | | | | | | | | | | | | | | | | | | | | | | | | | | | | | | | | | | | | | | | | | | | | | | | | | | | | | | | | |
| TOTAL | | 100% | | + | | | | | | | | | | | | | | | | | | | | | | | | | | | | | | | | | | | | | | | | | | | | | | | | | | | | | | | | | | | | | | | | | | | | | | | | | | | | | | | | | | | | | | | | | |
| Student Union Services | | | | | | | | | | | | | | | | | | | | | | | | | | | | | | | | | | | | | | | | | | | | | | | | | | | | | | | | | | | | | | | | | | | | | | | | | | | | | | | | | | | | | | | | | | | | | |
| 20. I am aware of the services, support, activities and academic representation provided by the Students' Union. | | 100% | | + | | | | | | | | | | | | | | | | | | | | | | | | | | | | | | | | | | | | | | | | | | | | | | | | | | | | | | | | | | | | | | | | | | | | | | | | | | | | | | | | | | | | | | | | | |
| 21. The students' union effectively represents students' academic interests. | | 100% | | + | | | | | | | | | | | | | | | | | | | | | | | | | | | | | | | | | | | | | | | | | | | | | | | | | | | | | | | | | | | | | | | | | | | | | | | | | | | | | | | | | | | | | | | | | |
| TOTAL | | 100% | | + | | | | | | | | | | | | | | | | | | | | | | | | | | | | | | | | | | | | | | | | | | | | | | | | | | | | | | | | | | | | | | | | | | | | | | | | | | | | | | | | | | | | | | | | | |
| Overall Satisfaction | | | | | | | | | | | | | | | | | | | | | | | | | | | | | | | | | | | | | | | | | | | | | | | | | | | | | | | | | | | | | | | | | | | | | | | | | | | | | | | | | | | | | | | | | | | | | |
| 23. The quality of this module is satisfactory. | | 100% | | + | | | | | | | | | | | | | | | | | | | | | | | | | | | | | | | | | | | | | | | | | | | | | | | | | | | | | | | | | | | | | | | | | | | | | | | | | | | | | | | | | | | | | | | | | |

CU London Childhood Block 3 - Full Time 2017/18 - End of Module Questionnaire

| Area | | Childhood |
|---------------|--|-----------|
| Block | | 3 |
| Year | | 2017/18 |
| Mode of Study | | Full Time |

| Overall Enhancement Level | | | | | |
|---------------------------|----|----|----|----|--|
| 1 | 2 | 3 | 4 | 5 | |
| 1 | 0 | 0 | 0 | 0 | |
| 100% | 0% | 0% | 0% | 0% | |

| Module Code | | 107HSCCL | | Overall | |
|--------------------|--|----------|-----------------------|---------|-----------------------|
| | | 2017/18 | Difference to 2016/17 | 2017/18 | Difference to 2016/17 |
| Actual Responses | | 15 | | 15 | |
| Expected Responses | | 15 | | 15 | |
| Response Rate | | 100% | + | 100% | + |

| Enhancement Levels | | | | | |
|---------------------------|--|---|---|---|---|
| Teaching and Learning | | 1 | + | 1 | + |
| Assessment and Feedback | | 1 | + | 1 | + |
| Learning Services | | 1 | + | 1 | + |
| Skills and Employability | | 1 | + | 1 | + |
| Student Union Services | | 1 | + | 1 | + |
| Overall Satisfaction | | 1 | + | 1 | + |
| Overall Enhancement Level | | 1 | + | 1 | + |

Teaching and Learning

During this module I have...

| | | | | |
|--|------|----|------|----|
| 1. Been engaged and intellectually stimulated | 100% | + | 100% | + |
| 4. Been challenged to do my best work | 100% | + | 100% | + |
| 5. Gained important skills and knowledge necessary for employment within my chosen career | 100% | + | 100% | + |
| 6. Found the materials and classroom resources used by staff have enhanced my learning | 100% | + | 100% | + |
| 7. Developed my digital literacy skills | 100% | + | 100% | + |
| 8. Used a range of technology and online tools have been used to enhance my learning experience. | 100% | ++ | 100% | ++ |
| 22. Moodle and a variety of digital resources were used effectively to enable my learning. | 100% | + | 100% | + |
| TOTAL | 100% | + | 100% | + |

Assessment and Feedback

| | | | | |
|---|------|---|------|---|
| 2. Found the assessment(s) and task(s) engaging | 100% | + | 100% | + |
| 3. Received assessment feedback that will help me when undertaking future tasks | 100% | + | 100% | + |
| 9. Found the coursework and test requirements clear | 100% | + | 100% | + |
| TOTAL | 100% | + | 100% | + |

Learning Services

| | | | | |
|--|------|---|------|---|
| 10. Been encouraged to access the library resources | 100% | + | 100% | + |
| 11. Been able to access library and associated resources when needed | 100% | + | 100% | + |
| 12. Found the library resources have supported my learning well | 93% | + | 93% | + |
| TOTAL | 98% | + | 98% | + |

Skills and Employability

This module has helped contribute to my knowledge, skills, and personal development with...







| | | | | |
|---|------|---|------|---|
| 13. Writing clearly and effectively | 100% | + | 100% | + |
| 14. Speaking clearly and effectively | 100% | + | 100% | + |
| 15. Thinking critically and analytically | 100% | + | 100% | + |
| 16. Becoming an independent learner | 100% | + | 100% | + |
| 17. Being innovative and creative | 100% | + | 100% | + |
| 18. Working effectively with others | 100% | + | 100% | + |
| 19. Increasing my understanding of the subject area | 100% | + | 100% | + |
| TOTAL | 100% | + | 100% | + |

Student Union Services

| | | | | |
|--|-----|---|-----|---|
| 20. I am aware of the services, support, activities and academic representation provided by the Students' Union. | 93% | + | 93% | + |
| 21. The students' union effectively represents students' academic interests. | 93% | + | 93% | + |
| TOTAL | 93% | + | 93% | + |

Overall Satisfaction

| | | | | |
|---|------|---|------|---|
| 23. The quality of this module is satisfactory. | 100% | + | 100% | + |
|---|------|---|------|---|

| Response Rate Key | Question Score Key | Enhancement Level Key |
|--|--|-----------------------|
| 80% and Over  | 91% and Over  | 91% and Over = 1 |
| 61% - 79 %  | 61% - 90 %  | 71% - 90% = 2 |
| Under 61 %  | Under 61 %  | 51% - 70% = 3 |
| | | 31% - 50% = 4 |
| | | Below 31% = 5 |

+ Module did not run in 2016/17
++ Question not asked prior to 2017/18

CU London Counselling Block 3 - Full Time 2017/18 - End of Module Questionnaire

| | | |
|---------------|--|-------------|
| Area | | Counselling |
| Block | | 3 |
| Year | | 2017/18 |
| Mode of Study | | Full Time |

| Overall Enhancement Level | | | | | |
|---------------------------|------|----|----|----|--|
| 1 | 2 | 3 | 4 | 5 | |
| 0 | 1 | 0 | 0 | 0 | |
| 0% | 100% | 0% | 0% | 0% | |

| | | | | | |
|---------|--|--|--|--|--|
| 2017/18 | | | | | |
|---------|--|--|--|--|--|

| Module Code | | 112HSCEL | | Overall | |
|--------------------|--|----------|-----------------------|---------|-----------------------|
| | | 2017/18 | Difference to 2016/17 | 2017/18 | Difference to 2016/17 |
| Actual Responses | | 10 | | 10 | |
| Expected Responses | | 14 | | 14 | |
| Response Rate | | 71% | + | 71% | + |

| Enhancement Levels | | | | | |
|---------------------------|--|---|---|---|---|
| Teaching and Learning | | 2 | + | 2 | + |
| Assessment and Feedback | | 2 | + | 2 | + |
| Learning Services | | 2 | + | 2 | + |
| Skills and Employability | | 2 | + | 2 | + |
| Student Union Services | | 3 | + | 3 | + |
| Overall Satisfaction | | 2 | + | 2 | + |
| Overall Enhancement Level | | 2 | + | 2 | + |

Teaching and Learning

During this module I have...

| | | | | |
|--|-----|----|-----|----|
| 1. Been engaged and intellectually stimulated | 80% | + | 80% | + |
| 4. Been challenged to do my best work | 70% | + | 70% | + |
| 5. Gained important skills and knowledge necessary for employment within my chosen career | 90% | + | 90% | + |
| 6. Found the materials and classroom resources used by staff have enhanced my learning | 60% | + | 60% | + |
| 7. Developed my digital literacy skills | 60% | + | 60% | + |
| 8. Used a range of technology and online tools have been used to enhance my learning experience. | 80% | ++ | 80% | ++ |
| 22. Moodle and a variety of digital resources were used effectively to enable my learning. | 70% | + | 70% | + |
| TOTAL | 73% | + | 73% | + |

Assessment and Feedback

| | | | | |
|---|-----|---|-----|---|
| 2. Found the assessment(s) and task(s) engaging | 80% | + | 80% | + |
| 3. Received assessment feedback that will help me when undertaking future tasks | 90% | + | 90% | + |
| 9. Found the coursework and test requirements clear | 80% | + | 80% | + |
| TOTAL | 83% | + | 83% | + |

Learning Services

| | | | | |
|--|-----|---|-----|---|
| 10. Been encouraged to access the library resources | 90% | + | 90% | + |
| 11. Been able to access library and associated resources when needed | 80% | + | 80% | + |
| 12. Found the library resources have supported my learning well | 80% | + | 80% | + |
| TOTAL | 83% | + | 83% | + |

Skills and Employability

This module has helped contribute to my knowledge, skills, and personal development with...







| | | | | |
|---|-----|---|-----|---|
| 13. Writing clearly and effectively | 80% | + | 80% | + |
| 14. Speaking clearly and effectively | 80% | + | 80% | + |
| 15. Thinking critically and analytically | 90% | + | 90% | + |
| 16. Becoming an independent learner | 70% | + | 70% | + |
| 17. Being innovative and creative | 80% | + | 80% | + |
| 18. Working effectively with others | 90% | + | 90% | + |
| 19. Increasing my understanding of the subject area | 80% | + | 80% | + |
| TOTAL | 81% | + | 81% | + |

Student Union Services

| | | | | |
|--|-----|---|-----|---|
| 20. I am aware of the services, support, activities and academic representation provided by the Students' Union. | 80% | + | 80% | + |
| 21. The students' union effectively represents students' academic interests. | 60% | + | 60% | + |
| TOTAL | 70% | + | 70% | + |

Overall Satisfaction

| | | | | |
|---|-----|---|-----|---|
| 23. The quality of this module is satisfactory. | 80% | + | 80% | + |
|---|-----|---|-----|---|

| Response Rate Key | Question Score Key | Enhancement Level Key |
|--|--|-----------------------|
| 80% and Over  | 91% and Over  | 91% and Over = 1 |
| 61% - 79 %  | 61% - 90 %  | 71% - 90% = 2 |
| Under 61 %  | Under 61 %  | 51% - 70% = 3 |
| | | 31% - 50% = 4 |
| | | Below 31% = 5 |

+ Module did not run in 2016/17

++ Question not asked prior to 2017/18

CU London Public Health Block 3 - Full Time 2017/18 - End of Module Questionnaire

| | | | | | | | | | | | | | | | | | | | | | | | | | | | | | | | | | | | | | | | | | | | | | | | | | | | | | | | | | | | | | | | | | | | | | | | |
|---|---------------------------|------|---------------|-------|--|------|---------|---|-----------|--|---|------|------------------|--|--------------------|----|---|------|--|--|--|---------|--|------|---|---|---------|-----------------------|--|-------------------------|-----|-------------------|-----|--------------------------|---|------------------------|---|----------------------|---|---------------------------|----|--|---|-----|---|--|-----|---|------|---|------|---|------|---|------|---|--|----|------|---|-----|---|---|---|---|---|---|---|---|---|---|
| <table><tr><td>Area</td><td>Public Health</td></tr><tr><td>Block</td><td>3</td></tr><tr><td>Year</td><td>2017/18</td></tr><tr><td>Mode of Study</td><td>Full Time</td></tr></table> | | Area | Public Health | Block | 3 | Year | 2017/18 | Mode of Study | Full Time | <table><tr><td>Module Code</td><td></td></tr><tr><td>Actual Responses</td><td>14</td></tr><tr><td>Expected Responses</td><td>19</td></tr><tr><td>Response Rate</td><td>74%</td></tr></table> | Module Code | | Actual Responses | 14 | Expected Responses | 19 | Response Rate | 74% | <table><tr><td>103HSCEL</td><td>Difference to 2016/17</td></tr><tr><td>2017/18</td><td></td></tr><tr><td>74%</td><td>+</td></tr></table> | 103HSCEL | Difference to 2016/17 | 2017/18 | | 74% | + | <table><tr><td>Overall</td><td>Difference to 2016/17</td></tr><tr><td>2017/18</td><td></td></tr><tr><td>74%</td><td>+</td></tr></table> | Overall | Difference to 2016/17 | 2017/18 | | 74% | + | | | | | | | | | | | | | | | | | | | | | | | | | | | | | | | | | | | | | | | |
| Area | Public Health | | | | | | | | | | | | | | | | | | | | | | | | | | | | | | | | | | | | | | | | | | | | | | | | | | | | | | | | | | | | | | | | | | | | | | |
| Block | 3 | | | | | | | | | | | | | | | | | | | | | | | | | | | | | | | | | | | | | | | | | | | | | | | | | | | | | | | | | | | | | | | | | | | | | | |
| Year | 2017/18 | | | | | | | | | | | | | | | | | | | | | | | | | | | | | | | | | | | | | | | | | | | | | | | | | | | | | | | | | | | | | | | | | | | | | | |
| Mode of Study | Full Time | | | | | | | | | | | | | | | | | | | | | | | | | | | | | | | | | | | | | | | | | | | | | | | | | | | | | | | | | | | | | | | | | | | | | | |
| Module Code | | | | | | | | | | | | | | | | | | | | | | | | | | | | | | | | | | | | | | | | | | | | | | | | | | | | | | | | | | | | | | | | | | | | | | | |
| Actual Responses | 14 | | | | | | | | | | | | | | | | | | | | | | | | | | | | | | | | | | | | | | | | | | | | | | | | | | | | | | | | | | | | | | | | | | | | | | |
| Expected Responses | 19 | | | | | | | | | | | | | | | | | | | | | | | | | | | | | | | | | | | | | | | | | | | | | | | | | | | | | | | | | | | | | | | | | | | | | | |
| Response Rate | 74% | | | | | | | | | | | | | | | | | | | | | | | | | | | | | | | | | | | | | | | | | | | | | | | | | | | | | | | | | | | | | | | | | | | | | | |
| 103HSCEL | Difference to 2016/17 | | | | | | | | | | | | | | | | | | | | | | | | | | | | | | | | | | | | | | | | | | | | | | | | | | | | | | | | | | | | | | | | | | | | | | |
| 2017/18 | | | | | | | | | | | | | | | | | | | | | | | | | | | | | | | | | | | | | | | | | | | | | | | | | | | | | | | | | | | | | | | | | | | | | | | |
| 74% | + | | | | | | | | | | | | | | | | | | | | | | | | | | | | | | | | | | | | | | | | | | | | | | | | | | | | | | | | | | | | | | | | | | | | | | |
| Overall | Difference to 2016/17 | | | | | | | | | | | | | | | | | | | | | | | | | | | | | | | | | | | | | | | | | | | | | | | | | | | | | | | | | | | | | | | | | | | | | | |
| 2017/18 | | | | | | | | | | | | | | | | | | | | | | | | | | | | | | | | | | | | | | | | | | | | | | | | | | | | | | | | | | | | | | | | | | | | | | | |
| 74% | + | | | | | | | | | | | | | | | | | | | | | | | | | | | | | | | | | | | | | | | | | | | | | | | | | | | | | | | | | | | | | | | | | | | | | | |
| <table><tr><td colspan="6">Overall Enhancement Level</td></tr><tr><td>1</td><td>2</td><td>3</td><td>4</td><td>5</td><td></td></tr><tr><td>1</td><td>0</td><td>0</td><td>0</td><td>0</td><td>0</td></tr><tr><td>100%</td><td>0%</td><td>0%</td><td>0%</td><td>0%</td><td>0%</td></tr></table> | Overall Enhancement Level | | | | | | 1 | 2 | 3 | 4 | 5 | | 1 | 0 | 0 | 0 | 0 | 0 | 100% | 0% | 0% | 0% | 0% | 0% | <table><tr><td colspan="2">Enhancement Levels</td></tr><tr><td>Teaching and Learning</td><td>1</td></tr><tr><td>Assessment and Feedback</td><td>2</td></tr><tr><td>Learning Services</td><td>1</td></tr><tr><td>Skills and Employability</td><td>1</td></tr><tr><td>Student Union Services</td><td>3</td></tr><tr><td>Overall Satisfaction</td><td>1</td></tr><tr><td>Overall Enhancement Level</td><td>1</td></tr></table> | Enhancement Levels | | Teaching and Learning | 1 | Assessment and Feedback | 2 | Learning Services | 1 | Skills and Employability | 1 | Student Union Services | 3 | Overall Satisfaction | 1 | Overall Enhancement Level | 1 | <table><tr><td>1</td><td>+</td></tr><tr><td>2</td><td>+</td></tr><tr><td>1</td><td>+</td></tr><tr><td>1</td><td>+</td></tr><tr><td>3</td><td>+</td></tr><tr><td>1</td><td>+</td></tr><tr><td>1</td><td>+</td></tr></table> | 1 | + | 2 | + | 1 | + | 1 | + | 3 | + | 1 | + | 1 | + | <table><tr><td>1</td><td>+</td></tr><tr><td>2</td><td>+</td></tr><tr><td>1</td><td>+</td></tr><tr><td>1</td><td>+</td></tr><tr><td>3</td><td>+</td></tr><tr><td>1</td><td>+</td></tr><tr><td>1</td><td>+</td></tr></table> | 1 | + | 2 | + | 1 | + | 1 | + | 3 | + | 1 | + | 1 | + |
| Overall Enhancement Level | | | | | | | | | | | | | | | | | | | | | | | | | | | | | | | | | | | | | | | | | | | | | | | | | | | | | | | | | | | | | | | | | | | | | | | |
| 1 | 2 | 3 | 4 | 5 | | | | | | | | | | | | | | | | | | | | | | | | | | | | | | | | | | | | | | | | | | | | | | | | | | | | | | | | | | | | | | | | | | | |
| 1 | 0 | 0 | 0 | 0 | 0 | | | | | | | | | | | | | | | | | | | | | | | | | | | | | | | | | | | | | | | | | | | | | | | | | | | | | | | | | | | | | | | | | | |
| 100% | 0% | 0% | 0% | 0% | 0% | | | | | | | | | | | | | | | | | | | | | | | | | | | | | | | | | | | | | | | | | | | | | | | | | | | | | | | | | | | | | | | | | | |
| Enhancement Levels | | | | | | | | | | | | | | | | | | | | | | | | | | | | | | | | | | | | | | | | | | | | | | | | | | | | | | | | | | | | | | | | | | | | | | | |
| Teaching and Learning | 1 | | | | | | | | | | | | | | | | | | | | | | | | | | | | | | | | | | | | | | | | | | | | | | | | | | | | | | | | | | | | | | | | | | | | | | |
| Assessment and Feedback | 2 | | | | | | | | | | | | | | | | | | | | | | | | | | | | | | | | | | | | | | | | | | | | | | | | | | | | | | | | | | | | | | | | | | | | | | |
| Learning Services | 1 | | | | | | | | | | | | | | | | | | | | | | | | | | | | | | | | | | | | | | | | | | | | | | | | | | | | | | | | | | | | | | | | | | | | | | |
| Skills and Employability | 1 | | | | | | | | | | | | | | | | | | | | | | | | | | | | | | | | | | | | | | | | | | | | | | | | | | | | | | | | | | | | | | | | | | | | | | |
| Student Union Services | 3 | | | | | | | | | | | | | | | | | | | | | | | | | | | | | | | | | | | | | | | | | | | | | | | | | | | | | | | | | | | | | | | | | | | | | | |
| Overall Satisfaction | 1 | | | | | | | | | | | | | | | | | | | | | | | | | | | | | | | | | | | | | | | | | | | | | | | | | | | | | | | | | | | | | | | | | | | | | | |
| Overall Enhancement Level | 1 | | | | | | | | | | | | | | | | | | | | | | | | | | | | | | | | | | | | | | | | | | | | | | | | | | | | | | | | | | | | | | | | | | | | | | |
| 1 | + | | | | | | | | | | | | | | | | | | | | | | | | | | | | | | | | | | | | | | | | | | | | | | | | | | | | | | | | | | | | | | | | | | | | | | |
| 2 | + | | | | | | | | | | | | | | | | | | | | | | | | | | | | | | | | | | | | | | | | | | | | | | | | | | | | | | | | | | | | | | | | | | | | | | |
| 1 | + | | | | | | | | | | | | | | | | | | | | | | | | | | | | | | | | | | | | | | | | | | | | | | | | | | | | | | | | | | | | | | | | | | | | | | |
| 1 | + | | | | | | | | | | | | | | | | | | | | | | | | | | | | | | | | | | | | | | | | | | | | | | | | | | | | | | | | | | | | | | | | | | | | | | |
| 3 | + | | | | | | | | | | | | | | | | | | | | | | | | | | | | | | | | | | | | | | | | | | | | | | | | | | | | | | | | | | | | | | | | | | | | | | |
| 1 | + | | | | | | | | | | | | | | | | | | | | | | | | | | | | | | | | | | | | | | | | | | | | | | | | | | | | | | | | | | | | | | | | | | | | | | |
| 1 | + | | | | | | | | | | | | | | | | | | | | | | | | | | | | | | | | | | | | | | | | | | | | | | | | | | | | | | | | | | | | | | | | | | | | | | |
| 1 | + | | | | | | | | | | | | | | | | | | | | | | | | | | | | | | | | | | | | | | | | | | | | | | | | | | | | | | | | | | | | | | | | | | | | | | |
| 2 | + | | | | | | | | | | | | | | | | | | | | | | | | | | | | | | | | | | | | | | | | | | | | | | | | | | | | | | | | | | | | | | | | | | | | | | |
| 1 | + | | | | | | | | | | | | | | | | | | | | | | | | | | | | | | | | | | | | | | | | | | | | | | | | | | | | | | | | | | | | | | | | | | | | | | |
| 1 | + | | | | | | | | | | | | | | | | | | | | | | | | | | | | | | | | | | | | | | | | | | | | | | | | | | | | | | | | | | | | | | | | | | | | | | |
| 3 | + | | | | | | | | | | | | | | | | | | | | | | | | | | | | | | | | | | | | | | | | | | | | | | | | | | | | | | | | | | | | | | | | | | | | | | |
| 1 | + | | | | | | | | | | | | | | | | | | | | | | | | | | | | | | | | | | | | | | | | | | | | | | | | | | | | | | | | | | | | | | | | | | | | | | |
| 1 | + | | | | | | | | | | | | | | | | | | | | | | | | | | | | | | | | | | | | | | | | | | | | | | | | | | | | | | | | | | | | | | | | | | | | | | |
| <h3>Teaching and Learning</h3> <p>During this module I have...</p> <table><tr><td>1. Been engaged and intellectually stimulated</td><td>93%</td><td>+</td></tr><tr><td>4. Been challenged to do my best work</td><td>100%</td><td>+</td></tr><tr><td>5. Gained important skills and knowledge necessary for employment within my chosen career</td><td>93%</td><td>+</td></tr><tr><td>6. Found the materials and classroom resources used by staff have enhanced my learning</td><td>100%</td><td>+</td></tr><tr><td>7. Developed my digital literacy skills</td><td>86%</td><td>+</td></tr><tr><td>8. Used a range of technology and online tools have been used to enhance my learning experience.</td><td>93%</td><td>++</td></tr><tr><td>22. Moodle and a variety of digital resources were used effectively to enable my learning.</td><td>100%</td><td>+</td></tr><tr><td>TOTAL</td><td>95%</td><td>+</td></tr></table> | | | | | 1. Been engaged and intellectually stimulated | 93% | + | 4. Been challenged to do my best work | 100% | + | 5. Gained important skills and knowledge necessary for employment within my chosen career | 93% | + | 6. Found the materials and classroom resources used by staff have enhanced my learning | 100% | + | 7. Developed my digital literacy skills | 86% | + | 8. Used a range of technology and online tools have been used to enhance my learning experience. | 93% | ++ | 22. Moodle and a variety of digital resources were used effectively to enable my learning. | 100% | + | TOTAL | 95% | + | <table><tr><td>93%</td><td>+</td></tr><tr><td>100%</td><td>+</td></tr><tr><td>93%</td><td>+</td></tr><tr><td>100%</td><td>+</td></tr><tr><td>86%</td><td>+</td></tr><tr><td>93%</td><td>++</td></tr><tr><td>100%</td><td>+</td></tr><tr><td>95%</td><td>+</td></tr></table> | 93% | + | 100% | + | 93% | + | 100% | + | 86% | + | 93% | ++ | 100% | + | 95% | + | <table><tr><td>93%</td><td>+</td></tr><tr><td>100%</td><td>+</td></tr><tr><td>93%</td><td>+</td></tr><tr><td>100%</td><td>+</td></tr><tr><td>86%</td><td>+</td></tr><tr><td>93%</td><td>++</td></tr><tr><td>100%</td><td>+</td></tr><tr><td>95%</td><td>+</td></tr></table> | 93% | + | 100% | + | 93% | + | 100% | + | 86% | + | 93% | ++ | 100% | + | 95% | + | | | | | | | | | |
| 1. Been engaged and intellectually stimulated | 93% | + | | | | | | | | | | | | | | | | | | | | | | | | | | | | | | | | | | | | | | | | | | | | | | | | | | | | | | | | | | | | | | | | | | | | | |
| 4. Been challenged to do my best work | 100% | + | | | | | | | | | | | | | | | | | | | | | | | | | | | | | | | | | | | | | | | | | | | | | | | | | | | | | | | | | | | | | | | | | | | | | |
| 5. Gained important skills and knowledge necessary for employment within my chosen career | 93% | + | | | | | | | | | | | | | | | | | | | | | | | | | | | | | | | | | | | | | | | | | | | | | | | | | | | | | | | | | | | | | | | | | | | | | |
| 6. Found the materials and classroom resources used by staff have enhanced my learning | 100% | + | | | | | | | | | | | | | | | | | | | | | | | | | | | | | | | | | | | | | | | | | | | | | | | | | | | | | | | | | | | | | | | | | | | | | |
| 7. Developed my digital literacy skills | 86% | + | | | | | | | | | | | | | | | | | | | | | | | | | | | | | | | | | | | | | | | | | | | | | | | | | | | | | | | | | | | | | | | | | | | | | |
| 8. Used a range of technology and online tools have been used to enhance my learning experience. | 93% | ++ | | | | | | | | | | | | | | | | | | | | | | | | | | | | | | | | | | | | | | | | | | | | | | | | | | | | | | | | | | | | | | | | | | | | | |
| 22. Moodle and a variety of digital resources were used effectively to enable my learning. | 100% | + | | | | | | | | | | | | | | | | | | | | | | | | | | | | | | | | | | | | | | | | | | | | | | | | | | | | | | | | | | | | | | | | | | | | | |
| TOTAL | 95% | + | | | | | | | | | | | | | | | | | | | | | | | | | | | | | | | | | | | | | | | | | | | | | | | | | | | | | | | | | | | | | | | | | | | | | |
| 93% | + | | | | | | | | | | | | | | | | | | | | | | | | | | | | | | | | | | | | | | | | | | | | | | | | | | | | | | | | | | | | | | | | | | | | | | |
| 100% | + | | | | | | | | | | | | | | | | | | | | | | | | | | | | | | | | | | | | | | | | | | | | | | | | | | | | | | | | | | | | | | | | | | | | | | |
| 93% | + | | | | | | | | | | | | | | | | | | | | | | | | | | | | | | | | | | | | | | | | | | | | | | | | | | | | | | | | | | | | | | | | | | | | | | |
| 100% | + | | | | | | | | | | | | | | | | | | | | | | | | | | | | | | | | | | | | | | | | | | | | | | | | | | | | | | | | | | | | | | | | | | | | | | |
| 86% | + | | | | | | | | | | | | | | | | | | | | | | | | | | | | | | | | | | | | | | | | | | | | | | | | | | | | | | | | | | | | | | | | | | | | | | |
| 93% | ++ | | | | | | | | | | | | | | | | | | | | | | | | | | | | | | | | | | | | | | | | | | | | | | | | | | | | | | | | | | | | | | | | | | | | | | |
| 100% | + | | | | | | | | | | | | | | | | | | | | | | | | | | | | | | | | | | | | | | | | | | | | | | | | | | | | | | | | | | | | | | | | | | | | | | |
| 95% | + | | | | | | | | | | | | | | | | | | | | | | | | | | | | | | | | | | | | | | | | | | | | | | | | | | | | | | | | | | | | | | | | | | | | | | |
| 93% | + | | | | | | | | | | | | | | | | | | | | | | | | | | | | | | | | | | | | | | | | | | | | | | | | | | | | | | | | | | | | | | | | | | | | | | |
| 100% | + | | | | | | | | | | | | | | | | | | | | | | | | | | | | | | | | | | | | | | | | | | | | | | | | | | | | | | | | | | | | | | | | | | | | | | |
| 93% | + | | | | | | | | | | | | | | | | | | | | | | | | | | | | | | | | | | | | | | | | | | | | | | | | | | | | | | | | | | | | | | | | | | | | | | |
| 100% | + | | | | | | | | | | | | | | | | | | | | | | | | | | | | | | | | | | | | | | | | | | | | | | | | | | | | | | | | | | | | | | | | | | | | | | |
| 86% | + | | | | | | | | | | | | | | | | | | | | | | | | | | | | | | | | | | | | | | | | | | | | | | | | | | | | | | | | | | | | | | | | | | | | | | |
| 93% | ++ | | | | | | | | | | | | | | | | | | | | | | | | | | | | | | | | | | | | | | | | | | | | | | | | | | | | | | | | | | | | | | | | | | | | | | |
| 100% | + | | | | | | | | | | | | | | | | | | | | | | | | | | | | | | | | | | | | | | | | | | | | | | | | | | | | | | | | | | | | | | | | | | | | | | |
| 95% | + | | | | | | | | | | | | | | | | | | | | | | | | | | | | | | | | | | | | | | | | | | | | | | | | | | | | | | | | | | | | | | | | | | | | | | |
| <h3>Assessment and Feedback</h3> <table><tr><td>2. Found the assessment(s) and task(s) engaging</td><td>93%</td><td>+</td></tr><tr><td>3. Received assessment feedback that will help me when undertaking future tasks</td><td>86%</td><td>+</td></tr><tr><td>9. Found the coursework and test requirements clear</td><td>93%</td><td>+</td></tr><tr><td>TOTAL</td><td>90%</td><td>+</td></tr></table> | | | | | 2. Found the assessment(s) and task(s) engaging | 93% | + | 3. Received assessment feedback that will help me when undertaking future tasks | 86% | + | 9. Found the coursework and test requirements clear | 93% | + | TOTAL | 90% | + | <table><tr><td>93%</td><td>+</td></tr><tr><td>86%</td><td>+</td></tr><tr><td>93%</td><td>+</td></tr><tr><td>90%</td><td>+</td></tr></table> | 93% | + | 86% | + | 93% | + | 90% | + | <table><tr><td>93%</td><td>+</td></tr><tr><td>86%</td><td>+</td></tr><tr><td>93%</td><td>+</td></tr><tr><td>90%</td><td>+</td></tr></table> | 93% | + | 86% | + | 93% | + | 90% | + | | | | | | | | | | | | | | | | | | | | | | | | | | | | | | | | | | | | | |
| 2. Found the assessment(s) and task(s) engaging | 93% | + | | | | | | | | | | | | | | | | | | | | | | | | | | | | | | | | | | | | | | | | | | | | | | | | | | | | | | | | | | | | | | | | | | | | | |
| 3. Received assessment feedback that will help me when undertaking future tasks | 86% | + | | | | | | | | | | | | | | | | | | | | | | | | | | | | | | | | | | | | | | | | | | | | | | | | | | | | | | | | | | | | | | | | | | | | | |
| 9. Found the coursework and test requirements clear | 93% | + | | | | | | | | | | | | | | | | | | | | | | | | | | | | | | | | | | | | | | | | | | | | | | | | | | | | | | | | | | | | | | | | | | | | | |
| TOTAL | 90% | + | | | | | | | | | | | | | | | | | | | | | | | | | | | | | | | | | | | | | | | | | | | | | | | | | | | | | | | | | | | | | | | | | | | | | |
| 93% | + | | | | | | | | | | | | | | | | | | | | | | | | | | | | | | | | | | | | | | | | | | | | | | | | | | | | | | | | | | | | | | | | | | | | | | |
| 86% | + | | | | | | | | | | | | | | | | | | | | | | | | | | | | | | | | | | | | | | | | | | | | | | | | | | | | | | | | | | | | | | | | | | | | | | |
| 93% | + | | | | | | | | | | | | | | | | | | | | | | | | | | | | | | | | | | | | | | | | | | | | | | | | | | | | | | | | | | | | | | | | | | | | | | |
| 90% | + | | | | | | | | | | | | | | | | | | | | | | | | | | | | | | | | | | | | | | | | | | | | | | | | | | | | | | | | | | | | | | | | | | | | | | |
| 93% | + | | | | | | | | | | | | | | | | | | | | | | | | | | | | | | | | | | | | | | | | | | | | | | | | | | | | | | | | | | | | | | | | | | | | | | |
| 86% | + | | | | | | | | | | | | | | | | | | | | | | | | | | | | | | | | | | | | | | | | | | | | | | | | | | | | | | | | | | | | | | | | | | | | | | |
| 93% | + | | | | | | | | | | | | | | | | | | | | | | | | | | | | | | | | | | | | | | | | | | | | | | | | | | | | | | | | | | | | | | | | | | | | | | |
| 90% | + | | | | | | | | | | | | | | | | | | | | | | | | | | | | | | | | | | | | | | | | | | | | | | | | | | | | | | | | | | | | | | | | | | | | | | |
| <h3>Learning Services</h3> <table><tr><td>10. Been encouraged to access the library resources</td><td>100%</td><td>+</td></tr><tr><td>11. Been able to access library and associated resources when needed</td><td>100%</td><td>+</td></tr><tr><td>12. Found the library resources have supported my learning well</td><td>93%</td><td>+</td></tr><tr><td>TOTAL</td><td>98%</td><td>+</td></tr></table> | | | | | 10. Been encouraged to access the library resources | 100% | + | 11. Been able to access library and associated resources when needed | 100% | + | 12. Found the library resources have supported my learning well | 93% | + | TOTAL | 98% | + | <table><tr><td>100%</td><td>+</td></tr><tr><td>100%</td><td>+</td></tr><tr><td>93%</td><td>+</td></tr><tr><td>98%</td><td>+</td></tr></table> | 100% | + | 100% | + | 93% | + | 98% | + | <table><tr><td>100%</td><td>+</td></tr><tr><td>100%</td><td>+</td></tr><tr><td>93%</td><td>+</td></tr><tr><td>98%</td><td>+</td></tr></table> | 100% | + | 100% | + | 93% | + | 98% | + | | | | | | | | | | | | | | | | | | | | | | | | | | | | | | | | | | | | | |
| 10. Been encouraged to access the library resources | 100% | + | | | | | | | | | | | | | | | | | | | | | | | | | | | | | | | | | | | | | | | | | | | | | | | | | | | | | | | | | | | | | | | | | | | | | |
| 11. Been able to access library and associated resources when needed | 100% | + | | | | | | | | | | | | | | | | | | | | | | | | | | | | | | | | | | | | | | | | | | | | | | | | | | | | | | | | | | | | | | | | | | | | | |
| 12. Found the library resources have supported my learning well | 93% | + | | | | | | | | | | | | | | | | | | | | | | | | | | | | | | | | | | | | | | | | | | | | | | | | | | | | | | | | | | | | | | | | | | | | | |
| TOTAL | 98% | + | | | | | | | | | | | | | | | | | | | | | | | | | | | | | | | | | | | | | | | | | | | | | | | | | | | | | | | | | | | | | | | | | | | | | |
| 100% | + | | | | | | | | | | | | | | | | | | | | | | | | | | | | | | | | | | | | | | | | | | | | | | | | | | | | | | | | | | | | | | | | | | | | | | |
| 100% | + | | | | | | | | | | | | | | | | | | | | | | | | | | | | | | | | | | | | | | | | | | | | | | | | | | | | | | | | | | | | | | | | | | | | | | |
| 93% | + | | | | | | | | | | | | | | | | | | | | | | | | | | | | | | | | | | | | | | | | | | | | | | | | | | | | | | | | | | | | | | | | | | | | | | |
| 98% | + | | | | | | | | | | | | | | | | | | | | | | | | | | | | | | | | | | | | | | | | | | | | | | | | | | | | | | | | | | | | | | | | | | | | | | |
| 100% | + | | | | | | | | | | | | | | | | | | | | | | | | | | | | | | | | | | | | | | | | | | | | | | | | | | | | | | | | | | | | | | | | | | | | | | |
| 100% | + | | | | | | | | | | | | | | | | | | | | | | | | | | | | | | | | | | | | | | | | | | | | | | | | | | | | | | | | | | | | | | | | | | | | | | |
| 93% | + | | | | | | | | | | | | | | | | | | | | | | | | | | | | | | | | | | | | | | | | | | | | | | | | | | | | | | | | | | | | | | | | | | | | | | |
| 98% | + | | | | | | | | | | | | | | | | | | | | | | | | | | | | | | | | | | | | | | | | | | | | | | | | | | | | | | | | | | | | | | | | | | | | | | |
| <h3>Skills and Employability</h3> <p>This module has helped contribute to my knowledge, skills, and personal development with...</p> <table><tr><td>13. Writing clearly and effectively</td><td>93%</td><td>+</td></tr><tr><td>14. Speaking clearly and effectively</td><td>86%</td><td>+</td></tr><tr><td>15. Thinking critically and analytically</td><td>100%</td><td>+</td></tr><tr><td>16. Becoming an independent learner</td><td>100%</td><td>+</td></tr><tr><td>17. Being innovative and creative</td><td>100%</td><td>+</td></tr><tr><td>18. Working effectively with others</td><td>100%</td><td>+</td></tr><tr><td>19. Increasing my understanding of the subject area</td><td>100%</td><td>+</td></tr><tr><td>TOTAL</td><td>97%</td><td>+</td></tr></table> | | | | | 13. Writing clearly and effectively | 93% | + | 14. Speaking clearly and effectively | 86% | + | 15. Thinking critically and analytically | 100% | + | 16. Becoming an independent learner | 100% | + | 17. Being innovative and creative | 100% | + | 18. Working effectively with others | 100% | + | 19. Increasing my understanding of the subject area | 100% | + | TOTAL | 97% | + | <table><tr><td>93%</td><td>+</td></tr><tr><td>86%</td><td>+</td></tr><tr><td>100%</td><td>+</td></tr><tr><td>100%</td><td>+</td></tr><tr><td>100%</td><td>+</td></tr><tr><td>100%</td><td>+</td></tr><tr><td>100%</td><td>+</td></tr><tr><td>97%</td><td>+</td></tr></table> | 93% | + | 86% | + | 100% | + | 100% | + | 100% | + | 100% | + | 100% | + | 97% | + | <table><tr><td>93%</td><td>+</td></tr><tr><td>86%</td><td>+</td></tr><tr><td>100%</td><td>+</td></tr><tr><td>100%</td><td>+</td></tr><tr><td>100%</td><td>+</td></tr><tr><td>100%</td><td>+</td></tr><tr><td>100%</td><td>+</td></tr><tr><td>97%</td><td>+</td></tr></table> | 93% | + | 86% | + | 100% | + | 100% | + | 100% | + | 100% | + | 100% | + | 97% | + | | | | | | | | | |
| 13. Writing clearly and effectively | 93% | + | | | | | | | | | | | | | | | | | | | | | | | | | | | | | | | | | | | | | | | | | | | | | | | | | | | | | | | | | | | | | | | | | | | | | |
| 14. Speaking clearly and effectively | 86% | + | | | | | | | | | | | | | | | | | | | | | | | | | | | | | | | | | | | | | | | | | | | | | | | | | | | | | | | | | | | | | | | | | | | | | |
| 15. Thinking critically and analytically | 100% | + | | | | | | | | | | | | | | | | | | | | | | | | | | | | | | | | | | | | | | | | | | | | | | | | | | | | | | | | | | | | | | | | | | | | | |
| 16. Becoming an independent learner | 100% | + | | | | | | | | | | | | | | | | | | | | | | | | | | | | | | | | | | | | | | | | | | | | | | | | | | | | | | | | | | | | | | | | | | | | | |
| 17. Being innovative and creative | 100% | + | | | | | | | | | | | | | | | | | | | | | | | | | | | | | | | | | | | | | | | | | | | | | | | | | | | | | | | | | | | | | | | | | | | | | |
| 18. Working effectively with others | 100% | + | | | | | | | | | | | | | | | | | | | | | | | | | | | | | | | | | | | | | | | | | | | | | | | | | | | | | | | | | | | | | | | | | | | | | |
| 19. Increasing my understanding of the subject area | 100% | + | | | | | | | | | | | | | | | | | | | | | | | | | | | | | | | | | | | | | | | | | | | | | | | | | | | | | | | | | | | | | | | | | | | | | |
| TOTAL | 97% | + | | | | | | | | | | | | | | | | | | | | | | | | | | | | | | | | | | | | | | | | | | | | | | | | | | | | | | | | | | | | | | | | | | | | | |
| 93% | + | | | | | | | | | | | | | | | | | | | | | | | | | | | | | | | | | | | | | | | | | | | | | | | | | | | | | | | | | | | | | | | | | | | | | | |
| 86% | + | | | | | | | | | | | | | | | | | | | | | | | | | | | | | | | | | | | | | | | | | | | | | | | | | | | | | | | | | | | | | | | | | | | | | | |
| 100% | + | | | | | | | | | | | | | | | | | | | | | | | | | | | | | | | | | | | | | | | | | | | | | | | | | | | | | | | | | | | | | | | | | | | | | | |
| 100% | + | | | | | | | | | | | | | | | | | | | | | | | | | | | | | | | | | | | | | | | | | | | | | | | | | | | | | | | | | | | | | | | | | | | | | | |
| 100% | + | | | | | | | | | | | | | | | | | | | | | | | | | | | | | | | | | | | | | | | | | | | | | | | | | | | | | | | | | | | | | | | | | | | | | | |
| 100% | + | | | | | | | | | | | | | | | | | | | | | | | | | | | | | | | | | | | | | | | | | | | | | | | | | | | | | | | | | | | | | | | | | | | | | | |
| 100% | + | | | | | | | | | | | | | | | | | | | | | | | | | | | | | | | | | | | | | | | | | | | | | | | | | | | | | | | | | | | | | | | | | | | | | | |
| 97% | + | | | | | | | | | | | | | | | | | | | | | | | | | | | | | | | | | | | | | | | | | | | | | | | | | | | | | | | | | | | | | | | | | | | | | | |
| 93% | + | | | | | | | | | | | | | | | | | | | | | | | | | | | | | | | | | | | | | | | | | | | | | | | | | | | | | | | | | | | | | | | | | | | | | | |
| 86% | + | | | | | | | | | | | | | | | | | | | | | | | | | | | | | | | | | | | | | | | | | | | | | | | | | | | | | | | | | | | | | | | | | | | | | | |
| 100% | + | | | | | | | | | | | | | | | | | | | | | | | | | | | | | | | | | | | | | | | | | | | | | | | | | | | | | | | | | | | | | | | | | | | | | | |
| 100% | + | | | | | | | | | | | | | | | | | | | | | | | | | | | | | | | | | | | | | | | | | | | | | | | | | | | | | | | | | | | | | | | | | | | | | | |
| 100% | + | | | | | | | | | | | | | | | | | | | | | | | | | | | | | | | | | | | | | | | | | | | | | | | | | | | | | | | | | | | | | | | | | | | | | | |
| 100% | + | | | | | | | | | | | | | | | | | | | | | | | | | | | | | | | | | | | | | | | | | | | | | | | | | | | | | | | | | | | | | | | | | | | | | | |
| 100% | + | | | | | | | | | | | | | | | | | | | | | | | | | | | | | | | | | | | | | | | | | | | | | | | | | | | | | | | | | | | | | | | | | | | | | | |
| 97% | + | | | | | | | | | | | | | | | | | | | | | | | | | | | | | | | | | | | | | | | | | | | | | | | | | | | | | | | | | | | | | | | | | | | | | | |
| <h3>Student Union Services</h3> <table><tr><td>20. I am aware of the services, support, activities and academic representation provided by the Students' Union.</td><td>71%</td><td>+</td></tr><tr><td>21. The students' union effectively represents students' academic interests.</td><td>64%</td><td>+</td></tr><tr><td>TOTAL</td><td>68%</td><td>+</td></tr></table> | | | | | 20. I am aware of the services, support, activities and academic representation provided by the Students' Union. | 71% | + | 21. The students' union effectively represents students' academic interests. | 64% | + | TOTAL | 68% | + | <table><tr><td>71%</td><td>+</td></tr><tr><td>64%</td><td>+</td></tr><tr><td>68%</td><td>+</td></tr></table> | 71% | + | 64% | + | 68% | + | <table><tr><td>71%</td><td>+</td></tr><tr><td>64%</td><td>+</td></tr><tr><td>68%</td><td>+</td></tr></table> | 71% | + | 64% | + | 68% | + | | | | | | | | | | | | | | | | | | | | | | | | | | | | | | | | | | | | | | | | | | | | |
| 20. I am aware of the services, support, activities and academic representation provided by the Students' Union. | 71% | + | | | | | | | | | | | | | | | | | | | | | | | | | | | | | | | | | | | | | | | | | | | | | | | | | | | | | | | | | | | | | | | | | | | | | |
| 21. The students' union effectively represents students' academic interests. | 64% | + | | | | | | | | | | | | | | | | | | | | | | | | | | | | | | | | | | | | | | | | | | | | | | | | | | | | | | | | | | | | | | | | | | | | | |
| TOTAL | 68% | + | | | | | | | | | | | | | | | | | | | | | | | | | | | | | | | | | | | | | | | | | | | | | | | | | | | | | | | | | | | | | | | | | | | | | |
| 71% | + | | | | | | | | | | | | | | | | | | | | | | | | | | | | | | | | | | | | | | | | | | | | | | | | | | | | | | | | | | | | | | | | | | | | | | |
| 64% | + | | | | | | | | | | | | | | | | | | | | | | | | | | | | | | | | | | | | | | | | | | | | | | | | | | | | | | | | | | | | | | | | | | | | | | |
| 68% | + | | | | | | | | | | | | | | | | | | | | | | | | | | | | | | | | | | | | | | | | | | | | | | | | | | | | | | | | | | | | | | | | | | | | | | |
| 71% | + | | | | | | | | | | | | | | | | | | | | | | | | | | | | | | | | | | | | | | | | | | | | | | | | | | | | | | | | | | | | | | | | | | | | | | |
| 64% | + | | | | | | | | | | | | | | | | | | | | | | | | | | | | | | | | | | | | | | | | | | | | | | | | | | | | | | | | | | | | | | | | | | | | | | |
| 68% | + | | | | | | | | | | | | | | | | | | | | | | | | | | | | | | | | | | | | | | | | | | | | | | | | | | | | | | | | | | | | | | | | | | | | | | |
| <h3>Overall Satisfaction</h3> <table><tr><td>23. The quality of this module is satisfactory.</td><td>100%</td><td>+</td></tr></table> | | | | | 23. The quality of this module is satisfactory. | 100% | + | <table><tr><td>100%</td><td>+</td></tr></table> | 100% | + | <table><tr><td>100%</td><td>+</td></tr></table> | 100% | + | | | | | | | | | | | | | | | | | | | | | | | | | | | | | | | | | | | | | | | | | | | | | | | | | | | | | | | | | | |
| 23. The quality of this module is satisfactory. | 100% | + | | | | | | | | | | | | | | | | | | | | | | | | | | | | | | | | | | | | | | | | | | | | | | | | | | | | | | | | | | | | | | | | | | | | | |
| 100% | + | | | | | | | | | | | | | | | | | | | | | | | | | | | | | | | | | | | | | | | | | | | | | | | | | | | | | | | | | | | | | | | | | | | | | | |
| 100% | + | | | | | | | | | | | | | | | | | | | | | | | | | | | | | | | | | | | | | | | | | | | | | | | | | | | | | | | | | | | | | | | | | | | | | | |

| Response Rate Key | Question Score Key | Enhancement Level Key |
|-------------------|--------------------|-----------------------|
| 80% and Over | 91% and Over | 91% and Over = 1 |
| 61% - 79 % | 61% - 90 % | 71% - 90% = 2 |
| Under 61 % | Under 61 % | 51% - 70% = 3 |
| | | 31% - 50% = 4 |
| | | Below 31% = 5 |

+ Module did not run in 2016/17

++ Question not asked prior to 2017/18

CU London Primary Education Block 3 - Full Time 2017/18 - End of Module Questionnaire

| | | | | | | | | | | | | | | | | | | | | | | | | | | | | | | | | | | | | | | | | | | | | | | | | | | | | | | | | | | | | | | | | | | | | | | | | | | | | | | | |
|--|-----------------------|---------------------------|-------------------|-------|---|------|---------|---------------|-----------|--|---|-------------|--|------------------|---|--------------------|---|---------------|--|--|---|----------|---|---------|-----------------------|--|--|--------------------|--|-----------------------|---|---|--|-------------------|--|--------------------------|-----------------------|------------------------|--|----------------------|--|---------------------------|---|---|--|-----|---|-----|---|-----|---|-----|---|-----|---|-----|---|-----|---|-----|---|---|--|-----|---|-----|---|-----|---|-----|---|-----|---|-----|---|-----|---|-----|---|
| <table><tr><td>Area</td><td>Primary Education</td></tr><tr><td>Block</td><td>3</td></tr><tr><td>Year</td><td>2017/18</td></tr><tr><td>Mode of Study</td><td>Full Time</td></tr></table> | | Area | Primary Education | Block | 3 | Year | 2017/18 | Mode of Study | Full Time | <table><tr><td colspan="2">Module Code</td></tr><tr><td>Actual Responses</td><td></td></tr><tr><td>Expected Responses</td><td></td></tr><tr><td>Response Rate</td><td></td></tr></table> | | Module Code | | Actual Responses | | Expected Responses | | Response Rate | | <table><tr><td colspan="2">116HSCEL</td></tr><tr><td>2017/18</td><td>Difference to 2016/17</td></tr><tr><td>0</td><td></td></tr><tr><td>4</td><td></td></tr><tr><td>0%</td><td>+</td></tr></table> | | 116HSCEL | | 2017/18 | Difference to 2016/17 | 0 | | 4 | | 0% | + | <table><tr><td colspan="2">Overall</td></tr><tr><td>2017/18</td><td>Difference to 2016/17</td></tr><tr><td>0</td><td></td></tr><tr><td>4</td><td></td></tr><tr><td>0%</td><td>+</td></tr></table> | | Overall | | 2017/18 | Difference to 2016/17 | 0 | | 4 | | 0% | + | | | | | | | | | | | | | | | | | | | | | | | | | | | | | | | | | | | | |
| Area | Primary Education | | | | | | | | | | | | | | | | | | | | | | | | | | | | | | | | | | | | | | | | | | | | | | | | | | | | | | | | | | | | | | | | | | | | | | | | | | | | | | |
| Block | 3 | | | | | | | | | | | | | | | | | | | | | | | | | | | | | | | | | | | | | | | | | | | | | | | | | | | | | | | | | | | | | | | | | | | | | | | | | | | | | | |
| Year | 2017/18 | | | | | | | | | | | | | | | | | | | | | | | | | | | | | | | | | | | | | | | | | | | | | | | | | | | | | | | | | | | | | | | | | | | | | | | | | | | | | | |
| Mode of Study | Full Time | | | | | | | | | | | | | | | | | | | | | | | | | | | | | | | | | | | | | | | | | | | | | | | | | | | | | | | | | | | | | | | | | | | | | | | | | | | | | | |
| Module Code | | | | | | | | | | | | | | | | | | | | | | | | | | | | | | | | | | | | | | | | | | | | | | | | | | | | | | | | | | | | | | | | | | | | | | | | | | | | | | | |
| Actual Responses | | | | | | | | | | | | | | | | | | | | | | | | | | | | | | | | | | | | | | | | | | | | | | | | | | | | | | | | | | | | | | | | | | | | | | | | | | | | | | | |
| Expected Responses | | | | | | | | | | | | | | | | | | | | | | | | | | | | | | | | | | | | | | | | | | | | | | | | | | | | | | | | | | | | | | | | | | | | | | | | | | | | | | | |
| Response Rate | | | | | | | | | | | | | | | | | | | | | | | | | | | | | | | | | | | | | | | | | | | | | | | | | | | | | | | | | | | | | | | | | | | | | | | | | | | | | | | |
| 116HSCEL | | | | | | | | | | | | | | | | | | | | | | | | | | | | | | | | | | | | | | | | | | | | | | | | | | | | | | | | | | | | | | | | | | | | | | | | | | | | | | | |
| 2017/18 | Difference to 2016/17 | | | | | | | | | | | | | | | | | | | | | | | | | | | | | | | | | | | | | | | | | | | | | | | | | | | | | | | | | | | | | | | | | | | | | | | | | | | | | | |
| 0 | | | | | | | | | | | | | | | | | | | | | | | | | | | | | | | | | | | | | | | | | | | | | | | | | | | | | | | | | | | | | | | | | | | | | | | | | | | | | | | |
| 4 | | | | | | | | | | | | | | | | | | | | | | | | | | | | | | | | | | | | | | | | | | | | | | | | | | | | | | | | | | | | | | | | | | | | | | | | | | | | | | | |
| 0% | + | | | | | | | | | | | | | | | | | | | | | | | | | | | | | | | | | | | | | | | | | | | | | | | | | | | | | | | | | | | | | | | | | | | | | | | | | | | | | | |
| Overall | | | | | | | | | | | | | | | | | | | | | | | | | | | | | | | | | | | | | | | | | | | | | | | | | | | | | | | | | | | | | | | | | | | | | | | | | | | | | | | |
| 2017/18 | Difference to 2016/17 | | | | | | | | | | | | | | | | | | | | | | | | | | | | | | | | | | | | | | | | | | | | | | | | | | | | | | | | | | | | | | | | | | | | | | | | | | | | | | |
| 0 | | | | | | | | | | | | | | | | | | | | | | | | | | | | | | | | | | | | | | | | | | | | | | | | | | | | | | | | | | | | | | | | | | | | | | | | | | | | | | | |
| 4 | | | | | | | | | | | | | | | | | | | | | | | | | | | | | | | | | | | | | | | | | | | | | | | | | | | | | | | | | | | | | | | | | | | | | | | | | | | | | | | |
| 0% | + | | | | | | | | | | | | | | | | | | | | | | | | | | | | | | | | | | | | | | | | | | | | | | | | | | | | | | | | | | | | | | | | | | | | | | | | | | | | | | |
| <table><tr><td colspan="6">Overall Enhancement Level</td></tr><tr><td>1</td><td>2</td><td>3</td><td>4</td><td>5</td><td></td></tr><tr><td>0</td><td>0</td><td>0</td><td>0</td><td>0</td><td></td></tr><tr><td>-</td><td>-</td><td>-</td><td>-</td><td>-</td><td></td></tr></table> | | Overall Enhancement Level | | | | | | 1 | 2 | 3 | 4 | 5 | | 0 | 0 | 0 | 0 | 0 | | - | - | - | - | - | | <table><tr><td colspan="2">Enhancement Levels</td></tr><tr><td>Teaching and Learning</td><td></td></tr><tr><td>Assessment and Feedback</td><td></td></tr><tr><td>Learning Services</td><td></td></tr><tr><td>Skills and Employability</td><td></td></tr><tr><td>Student Union Services</td><td></td></tr><tr><td>Overall Satisfaction</td><td></td></tr><tr><td>Overall Enhancement Level</td><td></td></tr></table> | | Enhancement Levels | | Teaching and Learning | | Assessment and Feedback | | Learning Services | | Skills and Employability | | Student Union Services | | Overall Satisfaction | | Overall Enhancement Level | | <table><tr><td>N/A</td><td>+</td></tr><tr><td>N/A</td><td>+</td></tr><tr><td>N/A</td><td>+</td></tr><tr><td>N/A</td><td>+</td></tr><tr><td>N/A</td><td>+</td></tr><tr><td>N/A</td><td>+</td></tr><tr><td>N/A</td><td>+</td></tr><tr><td>N/A</td><td>+</td></tr></table> | | N/A | + | N/A | + | N/A | + | N/A | + | N/A | + | N/A | + | N/A | + | N/A | + | <table><tr><td>N/A</td><td>+</td></tr><tr><td>N/A</td><td>+</td></tr><tr><td>N/A</td><td>+</td></tr><tr><td>N/A</td><td>+</td></tr><tr><td>N/A</td><td>+</td></tr><tr><td>N/A</td><td>+</td></tr><tr><td>N/A</td><td>+</td></tr><tr><td>N/A</td><td>+</td></tr></table> | | N/A | + | N/A | + | N/A | + | N/A | + | N/A | + | N/A | + | N/A | + | N/A | + |
| Overall Enhancement Level | | | | | | | | | | | | | | | | | | | | | | | | | | | | | | | | | | | | | | | | | | | | | | | | | | | | | | | | | | | | | | | | | | | | | | | | | | | | | | | |
| 1 | 2 | 3 | 4 | 5 | | | | | | | | | | | | | | | | | | | | | | | | | | | | | | | | | | | | | | | | | | | | | | | | | | | | | | | | | | | | | | | | | | | | | | | | | | | |
| 0 | 0 | 0 | 0 | 0 | | | | | | | | | | | | | | | | | | | | | | | | | | | | | | | | | | | | | | | | | | | | | | | | | | | | | | | | | | | | | | | | | | | | | | | | | | | |
| - | - | - | - | - | | | | | | | | | | | | | | | | | | | | | | | | | | | | | | | | | | | | | | | | | | | | | | | | | | | | | | | | | | | | | | | | | | | | | | | | | | | |
| Enhancement Levels | | | | | | | | | | | | | | | | | | | | | | | | | | | | | | | | | | | | | | | | | | | | | | | | | | | | | | | | | | | | | | | | | | | | | | | | | | | | | | | |
| Teaching and Learning | | | | | | | | | | | | | | | | | | | | | | | | | | | | | | | | | | | | | | | | | | | | | | | | | | | | | | | | | | | | | | | | | | | | | | | | | | | | | | | |
| Assessment and Feedback | | | | | | | | | | | | | | | | | | | | | | | | | | | | | | | | | | | | | | | | | | | | | | | | | | | | | | | | | | | | | | | | | | | | | | | | | | | | | | | |
| Learning Services | | | | | | | | | | | | | | | | | | | | | | | | | | | | | | | | | | | | | | | | | | | | | | | | | | | | | | | | | | | | | | | | | | | | | | | | | | | | | | | |
| Skills and Employability | | | | | | | | | | | | | | | | | | | | | | | | | | | | | | | | | | | | | | | | | | | | | | | | | | | | | | | | | | | | | | | | | | | | | | | | | | | | | | | |
| Student Union Services | | | | | | | | | | | | | | | | | | | | | | | | | | | | | | | | | | | | | | | | | | | | | | | | | | | | | | | | | | | | | | | | | | | | | | | | | | | | | | | |
| Overall Satisfaction | | | | | | | | | | | | | | | | | | | | | | | | | | | | | | | | | | | | | | | | | | | | | | | | | | | | | | | | | | | | | | | | | | | | | | | | | | | | | | | |
| Overall Enhancement Level | | | | | | | | | | | | | | | | | | | | | | | | | | | | | | | | | | | | | | | | | | | | | | | | | | | | | | | | | | | | | | | | | | | | | | | | | | | | | | | |
| N/A | + | | | | | | | | | | | | | | | | | | | | | | | | | | | | | | | | | | | | | | | | | | | | | | | | | | | | | | | | | | | | | | | | | | | | | | | | | | | | | | |
| N/A | + | | | | | | | | | | | | | | | | | | | | | | | | | | | | | | | | | | | | | | | | | | | | | | | | | | | | | | | | | | | | | | | | | | | | | | | | | | | | | | |
| N/A | + | | | | | | | | | | | | | | | | | | | | | | | | | | | | | | | | | | | | | | | | | | | | | | | | | | | | | | | | | | | | | | | | | | | | | | | | | | | | | | |
| N/A | + | | | | | | | | | | | | | | | | | | | | | | | | | | | | | | | | | | | | | | | | | | | | | | | | | | | | | | | | | | | | | | | | | | | | | | | | | | | | | | |
| N/A | + | | | | | | | | | | | | | | | | | | | | | | | | | | | | | | | | | | | | | | | | | | | | | | | | | | | | | | | | | | | | | | | | | | | | | | | | | | | | | | |
| N/A | + | | | | | | | | | | | | | | | | | | | | | | | | | | | | | | | | | | | | | | | | | | | | | | | | | | | | | | | | | | | | | | | | | | | | | | | | | | | | | | |
| N/A | + | | | | | | | | | | | | | | | | | | | | | | | | | | | | | | | | | | | | | | | | | | | | | | | | | | | | | | | | | | | | | | | | | | | | | | | | | | | | | | |
| N/A | + | | | | | | | | | | | | | | | | | | | | | | | | | | | | | | | | | | | | | | | | | | | | | | | | | | | | | | | | | | | | | | | | | | | | | | | | | | | | | | |
| N/A | + | | | | | | | | | | | | | | | | | | | | | | | | | | | | | | | | | | | | | | | | | | | | | | | | | | | | | | | | | | | | | | | | | | | | | | | | | | | | | | |
| N/A | + | | | | | | | | | | | | | | | | | | | | | | | | | | | | | | | | | | | | | | | | | | | | | | | | | | | | | | | | | | | | | | | | | | | | | | | | | | | | | | |
| N/A | + | | | | | | | | | | | | | | | | | | | | | | | | | | | | | | | | | | | | | | | | | | | | | | | | | | | | | | | | | | | | | | | | | | | | | | | | | | | | | | |
| N/A | + | | | | | | | | | | | | | | | | | | | | | | | | | | | | | | | | | | | | | | | | | | | | | | | | | | | | | | | | | | | | | | | | | | | | | | | | | | | | | | |
| N/A | + | | | | | | | | | | | | | | | | | | | | | | | | | | | | | | | | | | | | | | | | | | | | | | | | | | | | | | | | | | | | | | | | | | | | | | | | | | | | | | |
| N/A | + | | | | | | | | | | | | | | | | | | | | | | | | | | | | | | | | | | | | | | | | | | | | | | | | | | | | | | | | | | | | | | | | | | | | | | | | | | | | | | |
| N/A | + | | | | | | | | | | | | | | | | | | | | | | | | | | | | | | | | | | | | | | | | | | | | | | | | | | | | | | | | | | | | | | | | | | | | | | | | | | | | | | |
| N/A | + | | | | | | | | | | | | | | | | | | | | | | | | | | | | | | | | | | | | | | | | | | | | | | | | | | | | | | | | | | | | | | | | | | | | | | | | | | | | | | |
| 2017/18 | | | | | | | | | | | | | | | | | | | | | | | | | | | | | | | | | | | | | | | | | | | | | | | | | | | | | | | | | | | | | | | | | | | | | | | | | | | | | | | |

Teaching and Learning

During this module I have...

| | | | | | |
|--|-----|-----|-----|-----|---|
| 1. Been engaged and intellectually stimulated | N/A | + | N/A | + | |
| 4. Been challenged to do my best work | N/A | + | N/A | + | |
| 5. Gained important skills and knowledge necessary for employment within my chosen career | N/A | + | N/A | + | |
| 6. Found the materials and classroom resources used by staff have enhanced my learning | N/A | + | N/A | + | |
| 7. Developed my digital literacy skills | N/A | + | N/A | + | |
| 8. Used a range of technology and online tools have been used to enhance my learning experience. | N/A | ++ | N/A | ++ | |
| 22. Moodle and a variety of digital resources were used effectively to enable my learning. | N/A | + | N/A | + | |
| TOTAL | | N/A | + | N/A | + |

Assessment and Feedback

| | | | | | |
|---|-----|-----|-----|-----|---|
| 2. Found the assessment(s) and task(s) engaging | N/A | + | N/A | + | |
| 3. Received assessment feedback that will help me when undertaking future tasks | N/A | + | N/A | + | |
| 9. Found the coursework and test requirements clear | N/A | + | N/A | + | |
| TOTAL | | N/A | + | N/A | + |

Learning Services

| | | | | | |
|--|-----|-----|-----|-----|---|
| 10. Been encouraged to access the library resources | N/A | + | N/A | + | |
| 11. Been able to access library and associated resources when needed | N/A | + | N/A | + | |
| 12. Found the library resources have supported my learning well | N/A | + | N/A | + | |
| TOTAL | | N/A | + | N/A | + |

Skills and Employability

This module has helped contribute to my knowledge, skills, and personal development with...

| | | | | | |
|---|-----|-----|-----|-----|---|
| 13. Writing clearly and effectively | N/A | + | N/A | + | |
| 14. Speaking clearly and effectively | N/A | + | N/A | + | |
| 15. Thinking critically and analytically | N/A | + | N/A | + | |
| 16. Becoming an independent learner | N/A | + | N/A | + | |
| 17. Being innovative and creative | N/A | + | N/A | + | |
| 18. Working effectively with others | N/A | + | N/A | + | |
| 19. Increasing my understanding of the subject area | N/A | + | N/A | + | |
| TOTAL | | N/A | + | N/A | + |

Student Union Services

| | | | | | |
|--|-----|-----|-----|-----|---|
| 20. I am aware of the services, support, activities and academic representation provided by the Students' Union. | N/A | + | N/A | + | |
| 21. The students' union effectively represents students' academic interests. | N/A | + | N/A | + | |
| TOTAL | | N/A | + | N/A | + |

Overall Satisfaction

| | | | | |
|---|-----|---|-----|---|
| 23. The quality of this module is satisfactory. | N/A | + | N/A | + |
|---|-----|---|-----|---|

| Response Rate Key | Question Score Key | Enhancement Level Key |
|-------------------|--------------------|-----------------------|
| 80% and Over | 91% and Over | 91% and Over = 1 |
| 61% - 79 % | 61% - 90 % | 71% - 90% = 2 |
| Under 61 % | Under 61 % | 51% - 70% = 3 |
| | | 31% - 50% = 4 |
| | | Below 31% = 5 |

+ Module did not run in 2016/17

++ Question not asked prior to 2017/18

CU London HSC Block 3 - Full Time 2017/18 - End of Module Questionnaire

| | | | | | | | | | | | |
|---------------|--|-----------|--|--------------------|--|-----------|--|-----------|--|---------|--|
| Area | | HSC | | Module Code | | 120HSCSEL | | 204HSCSEL | | Overall | |
| Block | | 3 | | Actual Responses | | 2017/18 | | 2017/18 | | 2017/18 | |
| Year | | 2017/18 | | Expected Responses | | 2016/17 | | 2016/17 | | 2016/17 | |
| Mode of Study | | Full Time | | Response Rate | | 2016/17 | | 2016/17 | | 2016/17 | |
| | | | | | | 94% | | 93% | | 93% | |
| | | | | | | + | | + | | + | |
| | | | | | | | | | | | |
| | | | | | | | | | | | |
| | | | | | | | | | | | |
| | | | | | | | | | | | |
| | | | | | | | | | | | |
| | | | | | | | | | | | |
| | | | | | | | | | | | |
| | | | | | | | | | | | |
| | | | | | | | | | | | |
| | | | | | | | | | | | |
| | | | | | | | | | | | |
| | | | | | | | | | | | |
| | | | | | | | | | | | |
| | | | | | | | | | | | |
| | | | | | | | | | | | |
| | | | | | | | | | | | |
| | | | | | | | | | | | |
| | | | | | | | | | | | |
| | | | | | | | | | | | |
| | | | | | | | | | | | |
| | | | | | | | | | | | |
| | | | | | | | | | | | |
| | | | | | | | | | | | |
| | | | | | | | | | | | |
| | | | | | | | | | | | |
| | | | | | | | | | | | |
| | | | | | | | | | | | |
| | | | | | | | | | | | |
| | | | | | | | | | | | |
| | | | | | | | | | | | |
| | | | | | | | | | | | |
| | | | | | | | | | | | |
| | | | | | | | | | | | |
| | | | | | | | | | | | |
| | | | | | | | | | | | |
| | | | | | | | | | | | |
| | | | | | | | | | | | |
| | | | | | | | | | | | |
| | | | | | | | | | | | |
| | | | | | | | | | | | |
| | | | | | | | | | | | |
| | | | | | | | | | | | |
| | | | | | | | | | | | |
| | | | | | | | | | | | |
| | | | | | | | | | | | |
| | | | | | | | | | | | |
| | | | | | | | | | | | |
| | | | | | | | | | | | |
| | | | | | | | | | | | |
| | | | | | | | | | | | |
| | | | | | | | | | | | |
| | | | | | | | | | | | |
| | | | | | | | | | | | |
| | | | | | | | | | | | |
| | | | | | | | | | | | |
| | | | | | | | | | | | |
| | | | | | | | | | | | |
| | | | | | | | | | | | |
| | | | | | | | | | | | |
| | | | | | | | | | | | |
| | | | | | | | | | | | |
| | | | | | | | | | | | |
| | | | | | | | | | | | |
| | | | | | | | | | | | |
| | | | | | | | | | | | |
| | | | | | | | | | | | |
| | | | | | | | | | | | |
| | | | | | | | | | | | |
| | | | | | | | | | | | |
| | | | | | | | | | | | |
| | | | | | | | | | | | |
| | | | | | | | | | | | |
| | | | | | | | | | | | |
| | | | | | | | | | | | |
| | | | | | | | | | | | |
| | | | | | | | | | | | |
| | | | | | | | | | | | |
| | | | | | | | | | | | |
| | | | | | | | | | | | |
| | | | | | | | | | | | |
| | | | | | | | | | | | |
| | | | | | | | | | | | |
| | | | | | | | | | | | |
| | | | | | | </ | | | | | |

CU London Cyber Security Block 3 - Full Time 2017/18 - End of Module Questionnaire

| | | | |
|---------------|--|----------------|--|
| Area | | Cyber Security | |
| Block | | 3 | |
| Year | | 2017/18 | |
| Mode of Study | | Full Time | |

| Overall Enhancement Level | | | | | |
|---------------------------|------|----|----|----|----|
| | 1 | 2 | 3 | 4 | 5 |
| 2017/18 | 1 | 0 | 0 | 0 | 0 |
| | 100% | 0% | 0% | 0% | 0% |

| Module Code | 124ITEL | Overall | |
|--------------------|-----------------------|---------|-----------------------|
| 2017/18 | Difference to 2016/17 | 2017/18 | Difference to 2016/17 |
| Actual Responses | 4 | 4 | |
| Expected Responses | 6 | 6 | |
| Response Rate | 67% | 67% | + |

| Enhancement Levels | 1 | 2 | 3 | 4 | 5 |
|---------------------------|---|---|---|---|---|
| Teaching and Learning | 1 | + | | | |
| Assessment and Feedback | 1 | + | | | |
| Learning Services | 1 | + | | | |
| Skills and Employability | 1 | + | | | |
| Student Union Services | 1 | + | | | |
| Overall Satisfaction | 1 | + | | | |
| Overall Enhancement Level | 1 | + | | | |

Teaching and Learning

During this module I have...

| | | | | |
|--|------|----|------|----|
| 1. Been engaged and intellectually stimulated | 100% | + | 100% | + |
| 4. Been challenged to do my best work | 100% | + | 100% | + |
| 5. Gained important skills and knowledge necessary for employment within my chosen career | 100% | + | 100% | + |
| 6. Found the materials and classroom resources used by staff have enhanced my learning | 100% | + | 100% | + |
| 7. Developed my digital literacy skills | 100% | + | 100% | + |
| 8. Used a range of technology and online tools have been used to enhance my learning experience. | 100% | ++ | 100% | ++ |
| 22. Moodle and a variety of digital resources were used effectively to enable my learning. | 100% | + | 100% | + |
| TOTAL | 100% | + | 100% | + |

Assessment and Feedback

| | | | | |
|---|------|---|------|---|
| 2. Found the assessment(s) and task(s) engaging | 100% | + | 100% | + |
| 3. Received assessment feedback that will help me when undertaking future tasks | 100% | + | 100% | + |
| 9. Found the coursework and test requirements clear | 100% | + | 100% | + |
| TOTAL | 100% | + | 100% | + |

Learning Services

| | | | | |
|--|------|---|------|---|
| 10. Been encouraged to access the library resources | 100% | + | 100% | + |
| 11. Been able to access library and associated resources when needed | 100% | + | 100% | + |
| 12. Found the library resources have supported my learning well | 100% | + | 100% | + |
| TOTAL | 100% | + | 100% | + |

Skills and Employability

This module has helped contribute to my knowledge, skills, and personal development with...

| | | | | |
|---|------|---|------|---|
| 13. Writing clearly and effectively | 100% | + | 100% | + |
| 14. Speaking clearly and effectively | 100% | + | 100% | + |
| 15. Thinking critically and analytically | 100% | + | 100% | + |
| 16. Becoming an independent learner | 100% | + | 100% | + |
| 17. Being innovative and creative | 100% | + | 100% | + |
| 18. Working effectively with others | 100% | + | 100% | + |
| 19. Increasing my understanding of the subject area | 100% | + | 100% | + |
| TOTAL | 100% | + | 100% | + |

Student Union Services

| | | | | |
|--|------|---|------|---|
| 20. I am aware of the services, support, activities and academic representation provided by the Students' Union. | 100% | + | 100% | + |
| 21. The students' union effectively represents students' academic interests. | 100% | + | 100% | + |
| TOTAL | 100% | + | 100% | + |

Overall Satisfaction

| | | | | |
|---|------|---|------|---|
| 23. The quality of this module is satisfactory. | 100% | + | 100% | + |
|---|------|---|------|---|

| Response Rate Key | Question Score Key | Enhancement Level Key |
|-------------------|--------------------|-----------------------|
| 80% and Over | 91% and Over | 91% and Over = 1 |
| 61% - 79 % | 61% - 90 % | 71% - 90% = 2 |
| Under 61 % | Under 61 % | 51% - 70% = 3 |
| | | 31% - 50% = 4 |
| | | Below 31% = 5 |

+ Module did not run in 2016/17

++ Question not asked prior to 2017/18

CU London Law Block 3 - Full Time 2017/18 - End of Module Questionnaire

| | | | | | | | | | | | | | | | | | | | | | | | | | | | | | | | | | | | | | | | | | | | | | | | | | | | | | | | | | | | | | | | | | | | | | | | | | | | | | | | | | | | | | | | | | | | | | |
|--|-----------------------|---------------------------|-----|-------|---|------|---------|---------------|-----------|--|---|-------------|---|------------------|----|--------------------|-----|---------------|------|---|----|---|-----------------------|--------------------|--|-----------------------|--|-------------------------|--|---|--|--------------------------|-----------------------|------------------------|--|----------------------|--|---------------------------|--|---|--|---------|---|---------|-----------------------|---|---|---|---|---|---|---|---|---|---|---|---|---|--|---|---|---|---|---|---|---|---|---|---|---|---|---|---|---|---|---|--|---|---|---|---|---|---|---|---|---|---|---|---|---|---|---|---|
| <table><tr><td>Area</td><td>Law</td></tr><tr><td>Block</td><td>3</td></tr><tr><td>Year</td><td>2017/18</td></tr><tr><td>Mode of Study</td><td>Full Time</td></tr></table> | | Area | Law | Block | 3 | Year | 2017/18 | Mode of Study | Full Time | <table><tr><td colspan="2">Module Code</td></tr><tr><td>Actual Responses</td><td>16</td></tr><tr><td>Expected Responses</td><td>16</td></tr><tr><td>Response Rate</td><td>100%</td></tr></table> | | Module Code | | Actual Responses | 16 | Expected Responses | 16 | Response Rate | 100% | <table><tr><td>108LEGAL</td><td>Difference to 2016/17</td></tr><tr><td>2017/18</td><td></td></tr><tr><td></td><td></td></tr><tr><td></td><td></td></tr></table> | | 108LEGAL | Difference to 2016/17 | 2017/18 | | | | | | <table><tr><td>101LEGAL</td><td>Difference to 2016/17</td></tr><tr><td>2017/18</td><td></td></tr><tr><td></td><td></td></tr><tr><td></td><td></td></tr></table> | | 101LEGAL | Difference to 2016/17 | 2017/18 | | | | | | <table><tr><td colspan="2">Overall</td></tr><tr><td>2017/18</td><td>Difference to 2016/17</td></tr><tr><td></td><td></td></tr><tr><td></td><td></td></tr></table> | | Overall | | 2017/18 | Difference to 2016/17 | | | | | | | | | | | | | | | | | | | | | | | | | | | | | | | | | | | | | | | | | | | | | | | | |
| Area | Law | | | | | | | | | | | | | | | | | | | | | | | | | | | | | | | | | | | | | | | | | | | | | | | | | | | | | | | | | | | | | | | | | | | | | | | | | | | | | | | | | | | | | | | | | | | | |
| Block | 3 | | | | | | | | | | | | | | | | | | | | | | | | | | | | | | | | | | | | | | | | | | | | | | | | | | | | | | | | | | | | | | | | | | | | | | | | | | | | | | | | | | | | | | | | | | | | |
| Year | 2017/18 | | | | | | | | | | | | | | | | | | | | | | | | | | | | | | | | | | | | | | | | | | | | | | | | | | | | | | | | | | | | | | | | | | | | | | | | | | | | | | | | | | | | | | | | | | | | |
| Mode of Study | Full Time | | | | | | | | | | | | | | | | | | | | | | | | | | | | | | | | | | | | | | | | | | | | | | | | | | | | | | | | | | | | | | | | | | | | | | | | | | | | | | | | | | | | | | | | | | | | |
| Module Code | | | | | | | | | | | | | | | | | | | | | | | | | | | | | | | | | | | | | | | | | | | | | | | | | | | | | | | | | | | | | | | | | | | | | | | | | | | | | | | | | | | | | | | | | | | | | |
| Actual Responses | 16 | | | | | | | | | | | | | | | | | | | | | | | | | | | | | | | | | | | | | | | | | | | | | | | | | | | | | | | | | | | | | | | | | | | | | | | | | | | | | | | | | | | | | | | | | | | | |
| Expected Responses | 16 | | | | | | | | | | | | | | | | | | | | | | | | | | | | | | | | | | | | | | | | | | | | | | | | | | | | | | | | | | | | | | | | | | | | | | | | | | | | | | | | | | | | | | | | | | | | |
| Response Rate | 100% | | | | | | | | | | | | | | | | | | | | | | | | | | | | | | | | | | | | | | | | | | | | | | | | | | | | | | | | | | | | | | | | | | | | | | | | | | | | | | | | | | | | | | | | | | | | |
| 108LEGAL | Difference to 2016/17 | | | | | | | | | | | | | | | | | | | | | | | | | | | | | | | | | | | | | | | | | | | | | | | | | | | | | | | | | | | | | | | | | | | | | | | | | | | | | | | | | | | | | | | | | | | | |
| 2017/18 | | | | | | | | | | | | | | | | | | | | | | | | | | | | | | | | | | | | | | | | | | | | | | | | | | | | | | | | | | | | | | | | | | | | | | | | | | | | | | | | | | | | | | | | | | | | | |
| | | | | | | | | | | | | | | | | | | | | | | | | | | | | | | | | | | | | | | | | | | | | | | | | | | | | | | | | | | | | | | | | | | | | | | | | | | | | | | | | | | | | | | | | | | | | | |
| | | | | | | | | | | | | | | | | | | | | | | | | | | | | | | | | | | | | | | | | | | | | | | | | | | | | | | | | | | | | | | | | | | | | | | | | | | | | | | | | | | | | | | | | | | | | | |
| 101LEGAL | Difference to 2016/17 | | | | | | | | | | | | | | | | | | | | | | | | | | | | | | | | | | | | | | | | | | | | | | | | | | | | | | | | | | | | | | | | | | | | | | | | | | | | | | | | | | | | | | | | | | | | |
| 2017/18 | | | | | | | | | | | | | | | | | | | | | | | | | | | | | | | | | | | | | | | | | | | | | | | | | | | | | | | | | | | | | | | | | | | | | | | | | | | | | | | | | | | | | | | | | | | | | |
| | | | | | | | | | | | | | | | | | | | | | | | | | | | | | | | | | | | | | | | | | | | | | | | | | | | | | | | | | | | | | | | | | | | | | | | | | | | | | | | | | | | | | | | | | | | | | |
| | | | | | | | | | | | | | | | | | | | | | | | | | | | | | | | | | | | | | | | | | | | | | | | | | | | | | | | | | | | | | | | | | | | | | | | | | | | | | | | | | | | | | | | | | | | | | |
| Overall | | | | | | | | | | | | | | | | | | | | | | | | | | | | | | | | | | | | | | | | | | | | | | | | | | | | | | | | | | | | | | | | | | | | | | | | | | | | | | | | | | | | | | | | | | | | | |
| 2017/18 | Difference to 2016/17 | | | | | | | | | | | | | | | | | | | | | | | | | | | | | | | | | | | | | | | | | | | | | | | | | | | | | | | | | | | | | | | | | | | | | | | | | | | | | | | | | | | | | | | | | | | | |
| | | | | | | | | | | | | | | | | | | | | | | | | | | | | | | | | | | | | | | | | | | | | | | | | | | | | | | | | | | | | | | | | | | | | | | | | | | | | | | | | | | | | | | | | | | | | | |
| | | | | | | | | | | | | | | | | | | | | | | | | | | | | | | | | | | | | | | | | | | | | | | | | | | | | | | | | | | | | | | | | | | | | | | | | | | | | | | | | | | | | | | | | | | | | | |
| <table><tr><td colspan="5">Overall Enhancement Level</td></tr><tr><td>1</td><td>2</td><td>3</td><td>4</td><td>5</td></tr><tr><td>1</td><td>1</td><td>0</td><td>0</td><td>0</td></tr><tr><td>50%</td><td>50%</td><td>0%</td><td>0%</td><td>0%</td></tr></table> | | Overall Enhancement Level | | | | | 1 | 2 | 3 | 4 | 5 | 1 | 1 | 0 | 0 | 0 | 50% | 50% | 0% | 0% | 0% | <table><tr><td colspan="2">Enhancement Levels</td></tr><tr><td colspan="2">Teaching and Learning</td></tr><tr><td colspan="2">Assessment and Feedback</td></tr><tr><td colspan="2">Learning Services</td></tr><tr><td colspan="2">Skills and Employability</td></tr><tr><td colspan="2">Student Union Services</td></tr><tr><td colspan="2">Overall Satisfaction</td></tr><tr><td colspan="2">Overall Enhancement Level</td></tr></table> | | Enhancement Levels | | Teaching and Learning | | Assessment and Feedback | | Learning Services | | Skills and Employability | | Student Union Services | | Overall Satisfaction | | Overall Enhancement Level | | <table><tr><td>1</td><td>+</td></tr><tr><td>2</td><td>+</td></tr><tr><td>1</td><td>+</td></tr><tr><td>1</td><td>+</td></tr><tr><td>2</td><td>+</td></tr><tr><td>2</td><td>+</td></tr><tr><td>1</td><td>+</td></tr><tr><td>1</td><td>+</td></tr></table> | | 1 | + | 2 | + | 1 | + | 1 | + | 2 | + | 2 | + | 1 | + | 1 | + | <table><tr><td>1</td><td>+</td></tr><tr><td>1</td><td>+</td></tr><tr><td>2</td><td>+</td></tr><tr><td>2</td><td>+</td></tr><tr><td>5</td><td>+</td></tr><tr><td>1</td><td>+</td></tr><tr><td>1</td><td>+</td></tr><tr><td>2</td><td>+</td></tr></table> | | 1 | + | 1 | + | 2 | + | 2 | + | 5 | + | 1 | + | 1 | + | 2 | + | <table><tr><td>1</td><td>+</td></tr><tr><td>2</td><td>+</td></tr><tr><td>1</td><td>+</td></tr><tr><td>1</td><td>+</td></tr><tr><td>2</td><td>+</td></tr><tr><td>2</td><td>+</td></tr><tr><td>1</td><td>+</td></tr><tr><td>2</td><td>+</td></tr></table> | | 1 | + | 2 | + | 1 | + | 1 | + | 2 | + | 2 | + | 1 | + | 2 | + |
| Overall Enhancement Level | | | | | | | | | | | | | | | | | | | | | | | | | | | | | | | | | | | | | | | | | | | | | | | | | | | | | | | | | | | | | | | | | | | | | | | | | | | | | | | | | | | | | | | | | | | | | |
| 1 | 2 | 3 | 4 | 5 | | | | | | | | | | | | | | | | | | | | | | | | | | | | | | | | | | | | | | | | | | | | | | | | | | | | | | | | | | | | | | | | | | | | | | | | | | | | | | | | | | | | | | | | | |
| 1 | 1 | 0 | 0 | 0 | | | | | | | | | | | | | | | | | | | | | | | | | | | | | | | | | | | | | | | | | | | | | | | | | | | | | | | | | | | | | | | | | | | | | | | | | | | | | | | | | | | | | | | | | |
| 50% | 50% | 0% | 0% | 0% | | | | | | | | | | | | | | | | | | | | | | | | | | | | | | | | | | | | | | | | | | | | | | | | | | | | | | | | | | | | | | | | | | | | | | | | | | | | | | | | | | | | | | | | | |
| Enhancement Levels | | | | | | | | | | | | | | | | | | | | | | | | | | | | | | | | | | | | | | | | | | | | | | | | | | | | | | | | | | | | | | | | | | | | | | | | | | | | | | | | | | | | | | | | | | | | | |
| Teaching and Learning | | | | | | | | | | | | | | | | | | | | | | | | | | | | | | | | | | | | | | | | | | | | | | | | | | | | | | | | | | | | | | | | | | | | | | | | | | | | | | | | | | | | | | | | | | | | | |
| Assessment and Feedback | | | | | | | | | | | | | | | | | | | | | | | | | | | | | | | | | | | | | | | | | | | | | | | | | | | | | | | | | | | | | | | | | | | | | | | | | | | | | | | | | | | | | | | | | | | | | |
| Learning Services | | | | | | | | | | | | | | | | | | | | | | | | | | | | | | | | | | | | | | | | | | | | | | | | | | | | | | | | | | | | | | | | | | | | | | | | | | | | | | | | | | | | | | | | | | | | | |
| Skills and Employability | | | | | | | | | | | | | | | | | | | | | | | | | | | | | | | | | | | | | | | | | | | | | | | | | | | | | | | | | | | | | | | | | | | | | | | | | | | | | | | | | | | | | | | | | | | | | |
| Student Union Services | | | | | | | | | | | | | | | | | | | | | | | | | | | | | | | | | | | | | | | | | | | | | | | | | | | | | | | | | | | | | | | | | | | | | | | | | | | | | | | | | | | | | | | | | | | | | |
| Overall Satisfaction | | | | | | | | | | | | | | | | | | | | | | | | | | | | | | | | | | | | | | | | | | | | | | | | | | | | | | | | | | | | | | | | | | | | | | | | | | | | | | | | | | | | | | | | | | | | | |
| Overall Enhancement Level | | | | | | | | | | | | | | | | | | | | | | | | | | | | | | | | | | | | | | | | | | | | | | | | | | | | | | | | | | | | | | | | | | | | | | | | | | | | | | | | | | | | | | | | | | | | | |
| 1 | + | | | | | | | | | | | | | | | | | | | | | | | | | | | | | | | | | | | | | | | | | | | | | | | | | | | | | | | | | | | | | | | | | | | | | | | | | | | | | | | | | | | | | | | | | | | | |
| 2 | + | | | | | | | | | | | | | | | | | | | | | | | | | | | | | | | | | | | | | | | | | | | | | | | | | | | | | | | | | | | | | | | | | | | | | | | | | | | | | | | | | | | | | | | | | | | | |
| 1 | + | | | | | | | | | | | | | | | | | | | | | | | | | | | | | | | | | | | | | | | | | | | | | | | | | | | | | | | | | | | | | | | | | | | | | | | | | | | | | | | | | | | | | | | | | | | | |
| 1 | + | | | | | | | | | | | | | | | | | | | | | | | | | | | | | | | | | | | | | | | | | | | | | | | | | | | | | | | | | | | | | | | | | | | | | | | | | | | | | | | | | | | | | | | | | | | | |
| 2 | + | | | | | | | | | | | | | | | | | | | | | | | | | | | | | | | | | | | | | | | | | | | | | | | | | | | | | | | | | | | | | | | | | | | | | | | | | | | | | | | | | | | | | | | | | | | | |
| 2 | + | | | | | | | | | | | | | | | | | | | | | | | | | | | | | | | | | | | | | | | | | | | | | | | | | | | | | | | | | | | | | | | | | | | | | | | | | | | | | | | | | | | | | | | | | | | | |
| 1 | + | | | | | | | | | | | | | | | | | | | | | | | | | | | | | | | | | | | | | | | | | | | | | | | | | | | | | | | | | | | | | | | | | | | | | | | | | | | | | | | | | | | | | | | | | | | | |
| 1 | + | | | | | | | | | | | | | | | | | | | | | | | | | | | | | | | | | | | | | | | | | | | | | | | | | | | | | | | | | | | | | | | | | | | | | | | | | | | | | | | | | | | | | | | | | | | | |
| 1 | + | | | | | | | | | | | | | | | | | | | | | | | | | | | | | | | | | | | | | | | | | | | | | | | | | | | | | | | | | | | | | | | | | | | | | | | | | | | | | | | | | | | | | | | | | | | | |
| 1 | + | | | | | | | | | | | | | | | | | | | | | | | | | | | | | | | | | | | | | | | | | | | | | | | | | | | | | | | | | | | | | | | | | | | | | | | | | | | | | | | | | | | | | | | | | | | | |
| 2 | + | | | | | | | | | | | | | | | | | | | | | | | | | | | | | | | | | | | | | | | | | | | | | | | | | | | | | | | | | | | | | | | | | | | | | | | | | | | | | | | | | | | | | | | | | | | | |
| 2 | + | | | | | | | | | | | | | | | | | | | | | | | | | | | | | | | | | | | | | | | | | | | | | | | | | | | | | | | | | | | | | | | | | | | | | | | | | | | | | | | | | | | | | | | | | | | | |
| 5 | + | | | | | | | | | | | | | | | | | | | | | | | | | | | | | | | | | | | | | | | | | | | | | | | | | | | | | | | | | | | | | | | | | | | | | | | | | | | | | | | | | | | | | | | | | | | | |
| 1 | + | | | | | | | | | | | | | | | | | | | | | | | | | | | | | | | | | | | | | | | | | | | | | | | | | | | | | | | | | | | | | | | | | | | | | | | | | | | | | | | | | | | | | | | | | | | | |
| 1 | + | | | | | | | | | | | | | | | | | | | | | | | | | | | | | | | | | | | | | | | | | | | | | | | | | | | | | | | | | | | | | | | | | | | | | | | | | | | | | | | | | | | | | | | | | | | | |
| 2 | + | | | | | | | | | | | | | | | | | | | | | | | | | | | | | | | | | | | | | | | | | | | | | | | | | | | | | | | | | | | | | | | | | | | | | | | | | | | | | | | | | | | | | | | | | | | | |
| 1 | + | | | | | | | | | | | | | | | | | | | | | | | | | | | | | | | | | | | | | | | | | | | | | | | | | | | | | | | | | | | | | | | | | | | | | | | | | | | | | | | | | | | | | | | | | | | | |
| 2 | + | | | | | | | | | | | | | | | | | | | | | | | | | | | | | | | | | | | | | | | | | | | | | | | | | | | | | | | | | | | | | | | | | | | | | | | | | | | | | | | | | | | | | | | | | | | | |
| 1 | + | | | | | | | | | | | | | | | | | | | | | | | | | | | | | | | | | | | | | | | | | | | | | | | | | | | | | | | | | | | | | | | | | | | | | | | | | | | | | | | | | | | | | | | | | | | | |
| 1 | + | | | | | | | | | | | | | | | | | | | | | | | | | | | | | | | | | | | | | | | | | | | | | | | | | | | | | | | | | | | | | | | | | | | | | | | | | | | | | | | | | | | | | | | | | | | | |
| 2 | + | | | | | | | | | | | | | | | | | | | | | | | | | | | | | | | | | | | | | | | | | | | | | | | | | | | | | | | | | | | | | | | | | | | | | | | | | | | | | | | | | | | | | | | | | | | | |
| 2 | + | | | | | | | | | | | | | | | | | | | | | | | | | | | | | | | | | | | | | | | | | | | | | | | | | | | | | | | | | | | | | | | | | | | | | | | | | | | | | | | | | | | | | | | | | | | | |
| 1 | + | | | | | | | | | | | | | | | | | | | | | | | | | | | | | | | | | | | | | | | | | | | | | | | | | | | | | | | | | | | | | | | | | | | | | | | | | | | | | | | | | | | | | | | | | | | | |
| 2 | + | | | | | | | | | | | | | | | | | | | | | | | | | | | | | | | | | | | | | | | | | | | | | | | | | | | | | | | | | | | | | | | | | | | | | | | | | | | | | | | | | | | | | | | | | | | | |
| Teaching and Learning | | | | | | | | | | | | | | | | | | | | | | | | | | | | | | | | | | | | | | | | | | | | | | | | | | | | | | | | | | | | | | | | | | | | | | | | | | | | | | | | | | | | | | | | | | | | | |
| During this module I have... | | | | | | | | | | | | | | | | | | | | | | | | | | | | | | | | | | | | | | | | | | | | | | | | | | | | | | | | | | | | | | | | | | | | | | | | | | | | | | | | | | | | | | | | | | | | | |
| 1. Been engaged and intellectually stimulated | | 94% | | + | | | | | | | | | | | | | | | | | | | | | | | | | | | | | | | | | | | | | | | | | | | | | | | | | | | | | | | | | | | | | | | | | | | | | | | | | | | | | | | | | | | | | | | | | |
| 4. Been challenged to do my best work | | 88% | | + | | | | | | | | | | | | | | | | | | | | | | | | | | | | | | | | | | | | | | | | | | | | | | | | | | | | | | | | | | | | | | | | | | | | | | | | | | | | | | | | | | | | | | | | | |
| 5. Gained important skills and knowledge necessary for employment within my chosen career | | 94% | | + | | | | | | | | | | | | | | | | | | | | | | | | | | | | | | | | | | | | | | | | | | | | | | | | | | | | | | | | | | | | | | | | | | | | | | | | | | | | | | | | | | | | | | | | | |
| 6. Found the materials and classroom resources used by staff have enhanced my learning | | 94% | | + | | | | | | | | | | | | | | | | | | | | | | | | | | | | | | | | | | | | | | | | | | | | | | | | | | | | | | | | | | | | | | | | | | | | | | | | | | | | | | | | | | | | | | | | | |
| 7. Developed my digital literacy skills | | 88% | | + | | | | | | | | | | | | | | | | | | | | | | | | | | | | | | | | | | | | | | | | | | | | | | | | | | | | | | | | | | | | | | | | | | | | | | | | | | | | | | | | | | | | | | | | | |
| 8. Used a range of technology and online tools have been used to enhance my learning experience. | | 94% | | ++ | | | | | | | | | | | | | | | | | | | | | | | | | | | | | | | | | | | | | | | | | | | | | | | | | | | | | | | | | | | | | | | | | | | | | | | | | | | | | | | | | | | | | | | | | |
| 22. Moodle and a variety of digital resources were used effectively to enable my learning. | | 94% | | + | | | | | | | | | | | | | | | | | | | | | | | | | | | | | | | | | | | | | | | | | | | | | | | | | | | | | | | | | | | | | | | | | | | | | | | | | | | | | | | | | | | | | | | | | |
| TOTAL | | 92% | | + | | | | | | | | | | | | | | | | | | | | | | | | | | | | | | | | | | | | | | | | | | | | | | | | | | | | | | | | | | | | | | | | | | | | | | | | | | | | | | | | | | | | | | | | | |
| Assessment and Feedback | | | | | | | | | | | | | | | | | | | | | | | | | | | | | | | | | | | | | | | | | | | | | | | | | | | | | | | | | | | | | | | | | | | | | | | | | | | | | | | | | | | | | | | | | | | | | |
| 2. Found the assessment(s) and task(s) engaging | | 88% | | + | | | | | | | | | | | | | | | | | | | | | | | | | | | | | | | | | | | | | | | | | | | | | | | | | | | | | | | | | | | | | | | | | | | | | | | | | | | | | | | | | | | | | | | | | |
| 3. Received assessment feedback that will help me when undertaking future tasks | | 94% | | + | | | | | | | | | | | | | | | | | | | | | | | | | | | | | | | | | | | | | | | | | | | | | | | | | | | | | | | | | | | | | | | | | | | | | | | | | | | | | | | | | | | | | | | | | |
| 9. Found the coursework and test requirements clear | | 75% | | + | | | | | | | | | | | | | | | | | | | | | | | | | | | | | | | | | | | | | | | | | | | | | | | | | | | | | | | | | | | | | | | | | | | | | | | | | | | | | | | | | | | | | | | | | |
| TOTAL | | 85% | | + | | | | | | | | | | | | | | | | | | | | | | | | | | | | | | | | | | | | | | | | | | | | | | | | | | | | | | | | | | | | | | | | | | | | | | | | | | | | | | | | | | | | | | | | | |
| Learning Services | | | | | | | | | | | | | | | | | | | | | | | | | | | | | | | | | | | | | | | | | | | | | | | | | | | | | | | | | | | | | | | | | | | | | | | | | | | | | | | | | | | | | | | | | | | | | |
| 10. Been encouraged to access the library resources | | 94% | | + | | | | | | | | | | | | | | | | | | | | | | | | | | | | | | | | | | | | | | | | | | | | | | | | | | | | | | | | | | | | | | | | | | | | | | | | | | | | | | | | | | | | | | | | | |
| 11. Been able to access library and associated resources when needed | | 94% | | + | | | | | | | | | | | | | | | | | | | | | | | | | | | | | | | | | | | | | | | | | | | | | | | | | | | | | | | | | | | | | | | | | | | | | | | | | | | | | | | | | | | | | | | | | |
| 12. Found the library resources have supported my learning well | | 88% | | + | | | | | | | | | | | | | | | | | | | | | | | | | | | | | | | | | | | | | | | | | | | | | | | | | | | | | | | | | | | | | | | | | | | | | | | | | | | | | | | | | | | | | | | | | |
| TOTAL | | 92% | | + | | | | | | | | | | | | | | | | | | | | | | | | | | | | | | | | | | | | | | | | | | | | | | | | | | | | | | | | | | | | | | | | | | | | | | | | | | | | | | | | | | | | | | | | | |
| Skills and Employability | | | | | | | | | | | | | | | | | | | | | | | | | | | | | | | | | | | | | | | | | | | | | | | | | | | | | | | | | | | | | | | | | | | | | | | | | | | | | | | | | | | | | | | | | | | | | |
| This module has helped contribute to my knowledge, skills, and personal development with... | | | | | | | | | | | | | | | | | | | | | | | | | | | | | | | | | | | | | | | | | | | | | | | | | | | | | | | | | | | | | | | | | | | | | | | | | | | | | | | | | | | | | | | | | | | | | |
| 13. Writing clearly and effectively | | 94% | | + | | | | | | | | | | | | | | | | | | | | | | | | | | | | | | | | | | | | | | | | | | | | | | | | | | | | | | | | | | | | | | | | | | | | | | | | | | | | | | | | | | | | | | | | | |
| 14. Speaking clearly and effectively | | 88% | | + | | | | | | | | | | | | | | | | | | | | | | | | | | | | | | | | | | | | | | | | | | | | | | | | | | | | | | | | | | | | | | | | | | | | | | | | | | | | | | | | | | | | | | | | | |
| 15. Thinking critically and analytically | | 94% | | + | | | | | | | | | | | | | | | | | | | | | | | | | | | | | | | | | | | | | | | | | | | | | | | | | | | | | | | | | | | | | | | | | | | | | | | | | | | | | | | | | | | | | | | | | |
| 16. Becoming an independent learner | | 100% | | + | | | | | | | | | | | | | | | | | | | | | | | | | | | | | | | | | | | | | | | | | | | | | | | | | | | | | | | | | | | | | | | | | | | | | | | | | | | | | | | | | | | | | | | | | |
| 17. Being innovative and creative | | 94% | | + | | | | | | | | | | | | | | | | | | | | | | | | | | | | | | | | | | | | | | | | | | | | | | | | | | | | | | | | | | | | | | | | | | | | | | | | | | | | | | | | | | | | | | | | | |
| 18. Working effectively with others | | 94% | | + | | | | | | | | | | | | | | | | | | | | | | | | | | | | | | | | | | | | | | | | | | | | | | | | | | | | | | | | | | | | | | | | | | | | | | | | | | | | | | | | | | | | | | | | | |
| 19. Increasing my understanding of the subject area | | 94% | | + | | | | | | | | | | | | | | | | | | | | | | | | | | | | | | | | | | | | | | | | | | | | | | | | | | | | | | | | | | | | | | | | | | | | | | | | | | | | | | | | | | | | | | | | | |
| TOTAL | | 94% | | + | | | | | | | | | | | | | | | | | | | | | | | | | | | | | | | | | | | | | | | | | | | | | | | | | | | | | | | | | | | | | | | | | | | | | | | | | | | | | | | | | | | | | | | | | |
| Student Union Services | | | | | | | | | | | | | | | | | | | | | | | | | | | | | | | | | | | | | | | | | | | | | | | | | | | | | | | | | | | | | | | | | | | | | | | | | | | | | | | | | | | | | | | | | | | | | |
| 20. I am aware of the services, support, activities and academic representation provided by the Students' Union. | | 81% | | + | | | | | | | | | | | | | | | | | | | | | | | | | | | | | | | | | | | | | | | | | | | | | | | | | | | | | | | | | | | | | | | | | | | | | | | | | | | | | | | | | | | | | | | | | |
| 21. The students' union effectively represents students' academic interests. | | 88% | | + | | | | | | | | | | | | | | | | | | | | | | | | | | | | | | | | | | | | | | | | | | | | | | | | | | | | | | | | | | | | | | | | | | | | | | | | | | | | | | | | | | | | | | | | | |
| TOTAL | | 84% | | + | | | | | | | | | | | | | | | | | | | | | | | | | | | | | | | | | | | | | | | | | | | | | | | | | | | | | | | | | | | | | | | | | | | | | | | | | | | | | | | | | | | | | | | | | |
| Overall Satisfaction | | | | | | | | | | | | | | | | | | | | | | | | | | | | | | | | | | | | | | | | | | | | | | | | | | | | | | | | | | | | | | | | | | | | | | | | | | | | | | | | | | | | | | | | | | | | | |
| 23. The quality of this module is satisfactory. | | 94% | | + | | | | | | | | | | | | | | | | | | | | | | | | | | | | | | | | | | | | | | | | | | | | | | | | | | | | | | | | | | | | | | | | | | | | | | | | | | | | | | | | | | | | | | | | | |

CU London Policing Block 3 - Full Time 2017/18 - End of Module Questionnaire

| | | | | |
|---------------|-----------|--|--|--|
| Area | Policing | | | |
| Block | 3 | | | |
| Year | 2017/18 | | | |
| Mode of Study | Full Time | | | |

| Overall Enhancement Level | | | | |
|---------------------------|----|----|----|----|
| 1 | 2 | 3 | 4 | 5 |
| 1 | 0 | 0 | 0 | 0 |
| 100% | 0% | 0% | 0% | 0% |

| Module Code | 106POEL | Overall |
|--------------------|---------|-----------------------|
| | 2017/18 | Difference to 2016/17 |
| Actual Responses | 10 | 10 |
| Expected Responses | 14 | 14 |
| Response Rate | 71% | + |

| Enhancement Levels | |
|---------------------------|-----|
| Teaching and Learning | 1 + |
| Assessment and Feedback | 1 + |
| Learning Services | 1 + |
| Skills and Employability | 1 + |
| Student Union Services | 2 + |
| Overall Satisfaction | 1 + |
| Overall Enhancement Level | 1 + |

Teaching and Learning

During this module I have...

| | | | | |
|--|------|----|------|----|
| 1. Been engaged and intellectually stimulated | 100% | + | 100% | + |
| 4. Been challenged to do my best work | 100% | + | 100% | + |
| 5. Gained important skills and knowledge necessary for employment within my chosen career | 90% | + | 90% | + |
| 6. Found the materials and classroom resources used by staff have enhanced my learning | 100% | + | 100% | + |
| 7. Developed my digital literacy skills | 100% | + | 100% | + |
| 8. Used a range of technology and online tools have been used to enhance my learning experience. | 100% | ++ | 100% | ++ |
| 22. Moodle and a variety of digital resources were used effectively to enable my learning. | 100% | + | 100% | + |
| TOTAL | 99% | + | 99% | + |

Assessment and Feedback

| Assessment and feedback | | | | | |
|---|------------|----------|------------|----------|--|
| 2. Found the assessment(s) and task(s) engaging | 100% | + | 100% | + | |
| 3. Received assessment feedback that will help me when undertaking future tasks | 100% | + | 100% | + | |
| 9. Found the coursework and test requirements clear | 90% | + | 90% | + | |
| TOTAL | 97% | + | 97% | + | |

Learning Services

| | | | | |
|--|------|---|------|---|
| 10. Been encouraged to access the library resources | 90% | + | 90% | + |
| 11. Been able to access library and associated resources when needed | 100% | + | 100% | + |
| 12. Found the library resources have supported my learning well | 100% | + | 100% | + |
| TOTAL | 97% | + | 97% | + |

Skills and Employability

This module has helped contribute to my knowledge, skills, and personal development with...







| | | | | |
|---|------|---|------|---|
| 13. Writing clearly and effectively | 100% | + | 100% | + |
| 14. Speaking clearly and effectively | 100% | + | 100% | + |
| 15. Thinking critically and analytically | 100% | + | 100% | + |
| 16. Becoming an independent learner | 100% | + | 100% | + |
| 17. Being innovative and creative | 100% | + | 100% | + |
| 18. Working effectively with others | 100% | + | 100% | + |
| 19. Increasing my understanding of the subject area | 100% | + | 100% | + |
| TOTAL | 100% | + | 100% | + |

Student Union Services

| | | | | |
|--|------------|----------|------------|----------|
| 20. I am aware of the services, support, activities and academic representation provided by the Students' Union. | 90% | + | 90% | + |
| 21. The students' union effectively represents students' academic interests. | 90% | + | 90% | + |
| TOTAL | 90% | + | 90% | + |

Overall Satisfaction

| | | |
|---|--------|--------|
| 23. The quality of this module is satisfactory. | 100% + | 100% + |
|---|--------|--------|

| Response Rate Key | Question Score Key | Enhancement Level Key |
|--|--|-----------------------|
| 80% and Over  | 91% and Over  | 91% and Over = 1 |
| 61% - 79%  | 61% - 90%  | 71% - 90% = 2 |
| Under 61%  | Under 61%  | 51% - 70% = 3 |
| | | 31% - 50% = 4 |
| | | Below 31% = 5 |

+ Module did not run in 2016/17

++ Question not asked prior to 2017/18

CU London Management Block 3 - Full Time 2017/18 - End of Module Questionnaire

| Area | | Management | |
|---------------|-----------|------------|--|
| Block | 3 | | |
| Year | 2017/18 | | |
| Mode of Study | Full Time | | |

| Overall Enhancement Level | | 1 | 2 | 3 | 4 | 5 |
|---------------------------|--|------|----|----|----|----|
| 2017/18 | | 3 | 0 | 0 | 0 | 0 |
| | | 100% | 0% | 0% | 0% | 0% |

| Module Code | 2017/18 | Difference to 2016/17 | Z14MANELA | 2017/18 | Difference to 2016/17 | Z14MANELB | 2017/18 | Difference to 2016/17 | 114MANEL | 2017/18 | Difference to 2016/17 | Overall | 2017/18 | Difference to 2016/17 |
|--------------------|---------|-----------------------|-----------|---------|-----------------------|-----------|---------|-----------------------|----------|---------|-----------------------|---------|---------|-----------------------|
| Actual Responses | 53 | | | 42 | | | 42 | | | 28 | | | 123 | |
| Expected Responses | 62 | | | 42 | | | 31 | | | 135 | | | 135 | |
| Response Rate | 85% | + | | 100% | + | | 90% | + | | 91% | + | | | |

| Enhancement Levels | 2017/18 | Difference to 2016/17 | Z14MANELA | 2017/18 | Difference to 2016/17 | Z14MANELB | 2017/18 | Difference to 2016/17 | 114MANEL | 2017/18 | Difference to 2016/17 | Overall | 2017/18 | Difference to 2016/17 |
|---------------------------|---------|-----------------------|-----------|---------|-----------------------|-----------|---------|-----------------------|----------|---------|-----------------------|---------|---------|-----------------------|
| Teaching and Learning | 1 | + | | 1 | + | | 1 | + | | 1 | + | | 1 | + |
| Assessment and Feedback | 1 | + | | 1 | + | | 1 | + | | 1 | + | | 1 | + |
| Learning Services | 1 | + | | 1 | + | | 1 | + | | 1 | + | | 1 | + |
| Skills and Employability | 1 | + | | 1 | + | | 1 | + | | 1 | + | | 1 | + |
| Student Union Services | 2 | + | | 1 | + | | 2 | + | | 1 | + | | 1 | + |
| Overall Satisfaction | 1 | + | | 1 | + | | 2 | + | | 1 | + | | 1 | + |
| Overall Enhancement Level | 1 | + | | 1 | + | | 1 | + | | 1 | + | | 1 | + |

Teaching and Learning

During this module I have...

| | | | | | | | | | | | | |
|--|------|----|--|------|----|--|-----|----|--|-----|----|--|
| 1. Been engaged and intellectually stimulated | 100% | + | | 100% | + | | 89% | + | | 98% | + | |
| 4. Been challenged to do my best work | 96% | + | | 98% | + | | 96% | + | | 97% | + | |
| 5. Gained important skills and knowledge necessary for employment within my chosen career | 94% | + | | 95% | + | | 96% | + | | 95% | + | |
| 6. Found the materials and classroom resources used by staff have enhanced my learning | 96% | + | | 98% | + | | 96% | + | | 97% | + | |
| 7. Developed my digital literacy skills | 94% | + | | 98% | + | | 93% | + | | 95% | + | |
| 8. Used a range of technology and online tools have been used to enhance my learning experience. | 98% | ++ | | 98% | ++ | | 96% | ++ | | 98% | ++ | |
| 22. Moodle and a variety of digital resources were used effectively to enable my learning. | 96% | + | | 98% | + | | 96% | + | | 97% | + | |
| TOTAL | 96% | + | | 98% | + | | 95% | + | | 97% | + | |

Assessment and Feedback

| | | | | | | | | | | | | |
|---|-----|---|--|------|---|--|-----|---|--|-----|---|--|
| 2. Found the assessment(s) and task(s) engaging | 98% | + | | 100% | + | | 96% | + | | 98% | + | |
| 3. Received assessment feedback that will help me when undertaking future tasks | 94% | + | | 100% | + | | 93% | + | | 96% | + | |
| 9. Found the coursework and test requirements clear | 98% | + | | 98% | + | | 93% | + | | 97% | + | |
| TOTAL | 97% | + | | 99% | + | | 94% | + | | 97% | + | |

Learning Services

| | | | | | | | | | | | | |
|--|-----|---|--|-----|---|--|-----|---|--|-----|---|--|
| 10. Been encouraged to access the library resources | 96% | + | | 98% | + | | 96% | + | | 97% | + | |
| 11. Been able to access library and associated resources when needed | 96% | + | | 98% | + | | 96% | + | | 97% | + | |
| 12. Found the library resources have supported my learning well | 92% | + | | 98% | + | | 96% | + | | 95% | + | |
| TOTAL | 95% | + | | 98% | + | | 96% | + | | 96% | + | |

Skills and Employability

This module has helped contribute to my knowledge, skills, and personal development with...

| | | | | | | | | | | | | |
|---|-----|---|--|------|---|--|------|---|--|-----|---|--|
| 13. Writing clearly and effectively | 94% | + | | 100% | + | | 100% | + | | 98% | + | |
| 14. Speaking clearly and effectively | 94% | + | | 98% | + | | 100% | + | | 97% | + | |
| 15. Thinking critically and analytically | 94% | + | | 98% | + | | 100% | + | | 97% | + | |
| 16. Becoming an independent learner | 98% | + | | 100% | + | | 100% | + | | 99% | + | |
| 17. Being innovative and creative | 96% | + | | 95% | + | | 96% | + | | 96% | + | |
| 18. Working effectively with others | 91% | + | | 98% | + | | 96% | + | | 94% | + | |
| 19. Increasing my understanding of the subject area | 98% | + | | 98% | + | | 93% | + | | 97% | + | |
| TOTAL | 95% | + | | 98% | + | | 98% | + | | 97% | + | |

Student Union Services

| | | | | | | | | | | | | |
|--|-----|---|--|-----|---|--|-----|---|--|-----|---|--|
| 20. I am aware of the services, support, activities and academic representation provided by the Students' Union. | 87% | + | | 95% | + | | 86% | + | | 89% | + | |
| 21. The students' union effectively represents students' academic interests. | 92% | + | | 98% | + | | 89% | + | | 93% | + | |
| TOTAL | 90% | + | | 96% | + | | 88% | + | | 91% | + | |

Overall Satisfaction

| | | | | | | | | | | | | |
|---|-----|---|--|-----|---|--|-----|---|--|-----|---|--|
| 23. The quality of this module is satisfactory. | 96% | + | | 98% | + | | 89% | + | | 95% | + | |
|---|-----|---|--|-----|---|--|-----|---|--|-----|---|--|

| Response Rate Key | Question Score Key | Enhancement Level Key |
|-------------------|--------------------|-----------------------|
| 80% and Over | 91% and Over | 91% and Over = 1 |
| 61% - 79 % | 61% - 90 % | 71% - 90% = 2 |
| Under 61 % | Under 61 % | 51% - 70% = 3 |
| | | 31% - 50% = 4 |
| | | Below 31% = 5 |

+ Module did not run in 2016/17

++ Question not asked prior to 2017/18

CU London Marketing Block 3 - Full Time 2017/18 - End of Module Questionnaire

| | | | |
|---------------|--|-----------|--|
| Area | | Marketing | |
| Block | | 3 | |
| Year | | 2017/18 | |
| Mode of Study | | Full Time | |

| Overall Enhancement Level | | | | | |
|---------------------------|----|----|----|----|--|
| 1 | 2 | 3 | 4 | 5 | |
| 1 | 0 | 0 | 0 | 0 | |
| 100% | 0% | 0% | 0% | 0% | |

| Module Code | 104MPREL | Difference to 2016/17 | Overall | Difference to 2016/17 |
|--------------------|----------|-----------------------|---------|-----------------------|
| 2017/18 | 2017/18 | | 2017/18 | |
| Actual Responses | 8 | | 8 | |
| Expected Responses | 8 | | 8 | |
| Response Rate | 100% | + | 100% | + |

| Enhancement Levels | 1 | + | 1 | + |
|---------------------------|---|---|---|---|
| Teaching and Learning | 1 | + | 1 | + |
| Assessment and Feedback | 1 | + | 1 | + |
| Learning Services | 1 | + | 1 | + |
| Skills and Employability | 1 | + | 1 | + |
| Student Union Services | 1 | + | 1 | + |
| Overall Satisfaction | 1 | + | 1 | + |
| Overall Enhancement Level | 1 | + | 1 | + |

Teaching and Learning

During this module I have...

| | | | | |
|--|------|----|------|----|
| 1. Been engaged and intellectually stimulated | 100% | + | 100% | + |
| 4. Been challenged to do my best work | 100% | + | 100% | + |
| 5. Gained important skills and knowledge necessary for employment within my chosen career | 100% | + | 100% | + |
| 6. Found the materials and classroom resources used by staff have enhanced my learning | 100% | + | 100% | + |
| 7. Developed my digital literacy skills | 100% | + | 100% | + |
| 8. Used a range of technology and online tools have been used to enhance my learning experience. | 100% | ++ | 100% | ++ |
| 22. Moodle and a variety of digital resources were used effectively to enable my learning. | 100% | + | 100% | + |
| TOTAL | 100% | + | 100% | + |

Assessment and Feedback

| | | | | |
|---|------|---|------|---|
| 2. Found the assessment(s) and task(s) engaging | 100% | + | 100% | + |
| 3. Received assessment feedback that will help me when undertaking future tasks | 100% | + | 100% | + |
| 9. Found the coursework and test requirements clear | 100% | + | 100% | + |
| TOTAL | 100% | + | 100% | + |

Learning Services

| | | | | |
|--|------|---|------|---|
| 10. Been encouraged to access the library resources | 100% | + | 100% | + |
| 11. Been able to access library and associated resources when needed | 100% | + | 100% | + |
| 12. Found the library resources have supported my learning well | 100% | + | 100% | + |
| TOTAL | 100% | + | 100% | + |

Skills and Employability

This module has helped contribute to my knowledge, skills, and personal development with...







| | | | | |
|---|------|---|------|---|
| 13. Writing clearly and effectively | 100% | + | 100% | + |
| 14. Speaking clearly and effectively | 100% | + | 100% | + |
| 15. Thinking critically and analytically | 100% | + | 100% | + |
| 16. Becoming an independent learner | 88% | + | 88% | + |
| 17. Being innovative and creative | 100% | + | 100% | + |
| 18. Working effectively with others | 100% | + | 100% | + |
| 19. Increasing my understanding of the subject area | 100% | + | 100% | + |
| TOTAL | 98% | + | 98% | + |

Student Union Services

| | | | | |
|--|------|---|------|---|
| 20. I am aware of the services, support, activities and academic representation provided by the Students' Union. | 88% | + | 88% | + |
| 21. The students' union effectively represents students' academic interests. | 100% | + | 100% | + |
| TOTAL | 94% | + | 94% | + |

Overall Satisfaction

| | | | | |
|---|------|---|------|---|
| 23. The quality of this module is satisfactory. | 100% | + | 100% | + |
|---|------|---|------|---|

| Response Rate Key | Question Score Key | Enhancement Level Key |
|--|--|-----------------------|
| 80% and Over  | 91% and Over  | 91% and Over = 1 |
| 61% - 79 %  | 61% - 90 %  | 71% - 90% = 2 |
| Under 61 %  | Under 61 %  | 51% - 70% = 3 |
| | | 31% - 50% = 4 |
| | | Below 31% = 5 |

+ Module did not run in 2016/17

++ Question not asked prior to 2017/18